



The Republic of the Sudan
Federal Ministry of Education
The National Centre for Curricula and
Educational Research (NCCER)



Sudan Modern Integrated Learning of English

SMILE Series

**SMILE Starter 2
Pupil's Book**

Grade 2: Basic Level

**2nd Edition
2020**

Acknowledgements

The Director General of the National Centre for Curricula and Educational Research (NCCER) would like to extend thanks to the writing teams, designers and editors of the SMILE Series, 1st Edition. The Director General would also like to extend thanks to the British Council for providing their support and technical expertise.

Bakht-er-Rudha – Sudan (NCCER), all rights reserved.

No part of this publication may be reproduced, stored in a retrieval system, transmitted in any form or by any means, electronic, mechanical, photocopy, recorded or otherwise, without the prior written permission of the copyright holder.

Table of Contents

Unit	Topic	Page
Lessons		
1	Home	1
2	My Family	9
3	Toys and Games	17
4	Animals	25
5	Food and Drink	33
Activities		
1	Home	41
2	My Family	49
3	Toys and Games	57
4	Animals	65
5	Food and Drink	73
	Book Map	81
	Listening Scripts	83

Sudan

Modern

Integrated

Learning of

English

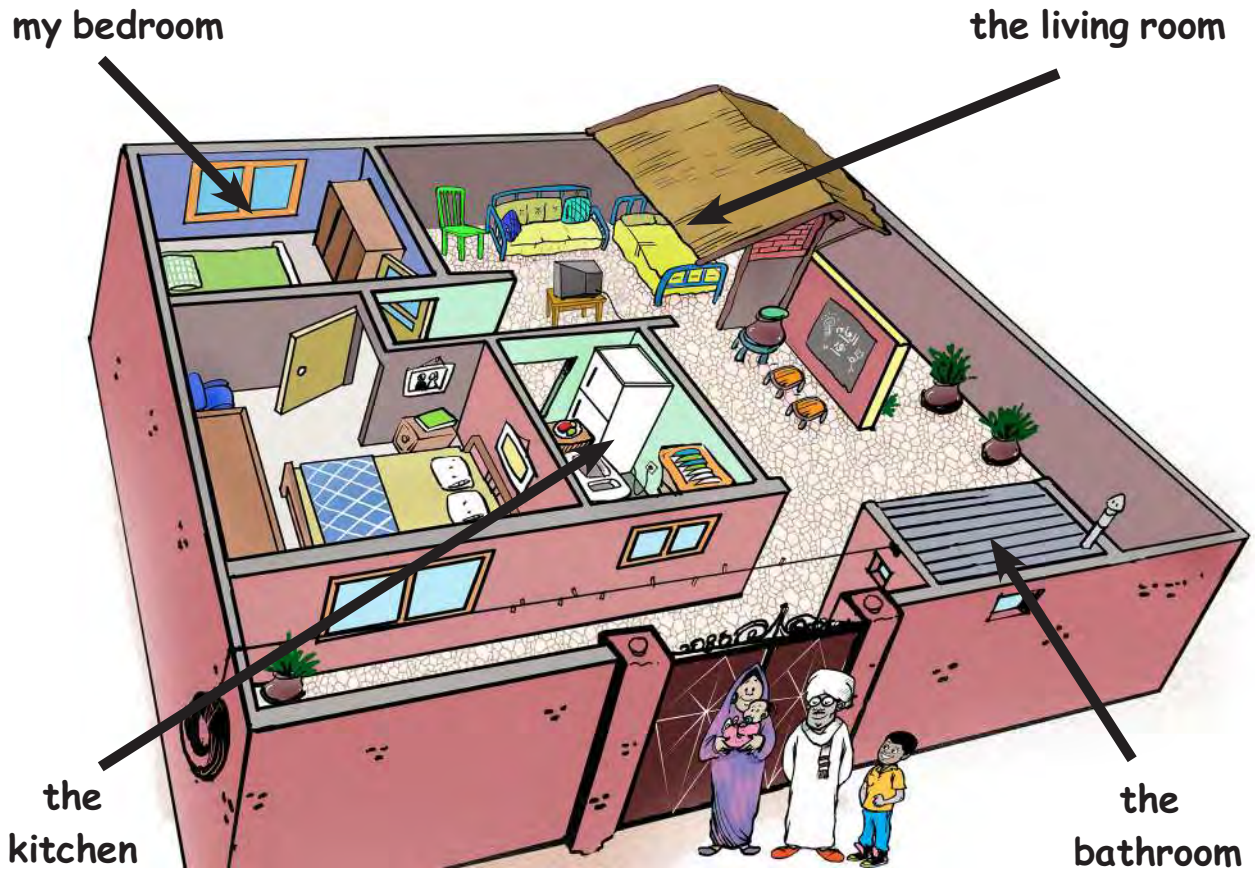
SMILE Series: Starter 2

Lessons


Grade 2: Basic Level

2nd Edition

1. Listen, point and say.




2. Point and say.



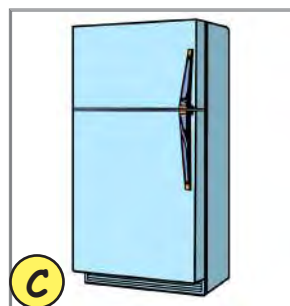
A

bed



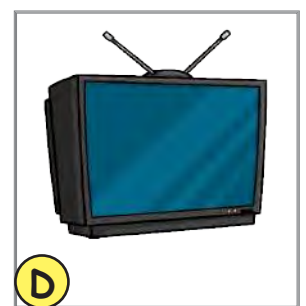
B

chair



C

fridge



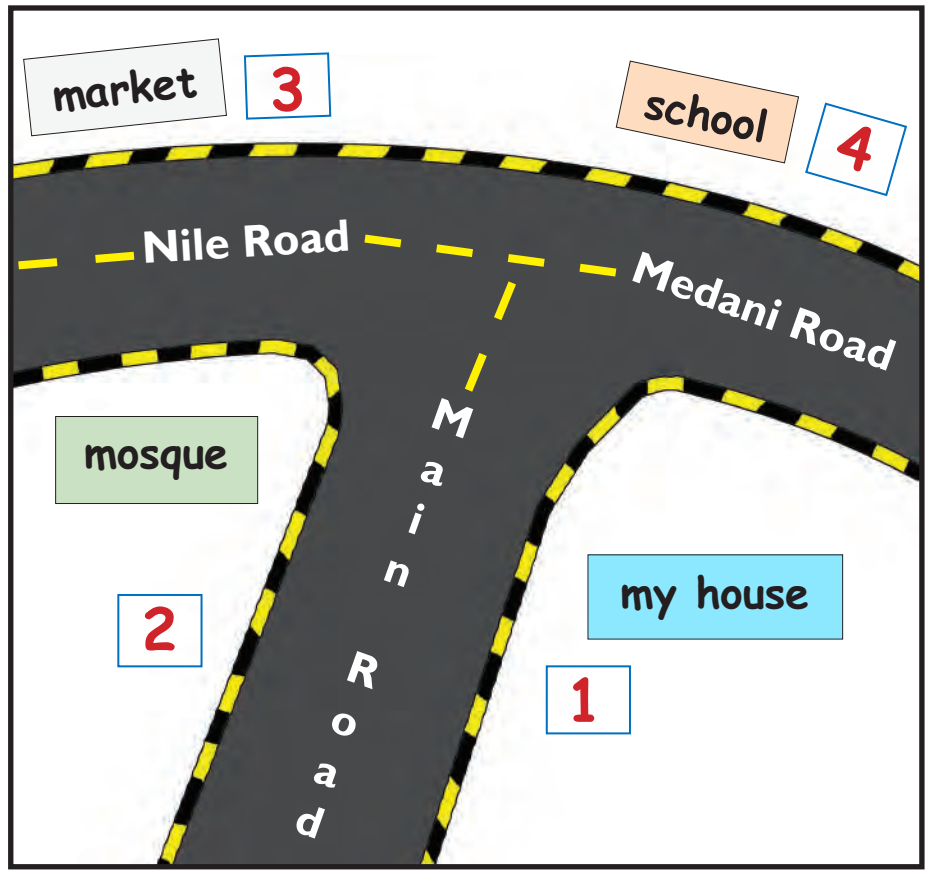
D

TV

1. Listen and point.



	park
	library
	hospital
	shop



2. Look, ask and answer.



1. 🗣️ Listen and read. Then say and act.



A

I'm a cat.
I live in a flat.



B

I'm a mouse.
I live in a house.




C

I'm a bird.
I live in a tree.

2. Talk about you.



1. 🗣️ Listen and read. Then say and act.



A

I'm a fish.
I live in the sea.



B


I'm a snail.
I live in my shell.




C

I'm a frog.
I live in a well.




2. 🗣️ Listen and point. Then read and say.



1. Listen, read and repeat.



A monkey, a mouse and a rabbit live in a tree.



The animals need a new home.



They need a new tree.


1. Listen, read and repeat.



The animals walk and walk.



2. Act and say.



1. Listen and answer. Then point and say.

- A Where is the girl from?
- B Where is the girl's flat?
- C What is the boy's name?
- D What number is his house?



2. Read and say.

My name is...
I'm from...
I live near...
I live in a...

My name is...



1. Listen, read and say.

I've got a home.
I live in a field.

A



I've got a home.
I live in the sea.

B




I've got a home.
I live in a river.

C



I've got a home.
I live in a tree.

D



I've got a home.
I live in my shell.

E



I've got a home.
I live in a nest.

F



I've got a home.
I live in a flat.

G



My house is my home.
My home is best.

H



2. Listen and point. Then read and say.



chair



kitchen

ch




children



teacher

1. Listen, read and repeat.



2. Make a card.



1. 🗣️ Listen and repeat. Then point and say.

This is a picture of Dalia's family.

This is Dalia's mother.

Dalia's mother her father her grandmother

her grandfather her brother her sister

her little brother her baby sister

2. Draw, point and say.

This is my father.

1. Listen and answer. Then repeat and act.



2. Ask and answer.



1. Listen, point and say.



2. Listen and point. Then read and say.



car

ar



arm




star



market



1. Listen, say and act.



2. Play 'Bingo'.



1. Listen and read. Then repeat and act.



1. Read, match and say.



- A My brother and I wake up at 6 o'clock.
- B We go to school at 7 o'clock.
- C We eat breakfast at 10 o'clock.
- D After school, we walk home.
- E We go to bed at 9 o'clock.



2. Read and say.


My name is...
 I wake up at...
 I go to school at...
 I eat breakfast at...
 I go to bed at...



1. Read and match. Then ask and answer.



- A Eman's father
- B Eman's mother
- C Eman's grandmother
- D Eman's grandfather
- E Eman's sister
- F Eman's brother



2. Listen and point. Then read and say.



mother



under

er




brother



teacher


1. Listen, say and play.



2. Point and say.



1. Listen and read. Then repeat and act.



2. Read and say.

- Play a game.
- Come here.
- Stay here.
- Sit down.



- Stand up.
- Write your name.
- Go to your desk.

1. Listen, read and say.



I can point and I can look.
I can read an English book.



I can write and I can talk.
I can stand and I can walk.



I can skip and I can hop.
I can run and I can stop.


2. Look, ask and answer.



legs



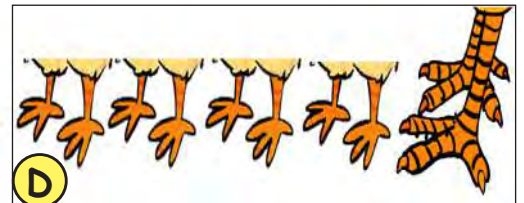
eyes



people



feet



1. Look and say.

2	7	6
9	5	1
4	3	8

What is 2 and 7 and 6?



2 and 7 and 6 make 15.

What is 9 and 6 and 3?



9 and 6 and 3 make...

5	9	
	6	7
8	3	

2. 🗣️ Listen and point. Then read and say.



see

ee



tree



feet




street

1. Read and say.



2. Listen, point and repeat.



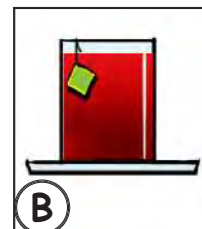


Two little birds in the tree. Two little birds in the air. Two little birds in the sky.

1. Listen, read and say.



2. Point and say.





1. Listen, chant and act.



The wheels on the car go round and round...
 The windows on the car go up and down...
 The doors on the car open and close...

2. Look, ask and answer.



1. Look, read and say.



A

Stand with it.



B

Kick it.



C

Catch it.




D

Throw it.



E

Cut it.




F

Plant it.



G

Water it.



H

Grow it.

2. Say sentences with Don't.



Don't kick it.

3. Listen and point. Then read and say.



eat



read

ea




beach



teacher

1. Listen, say and act.



2. Point and say.




Cats say...



cats



hens



goats




cows

1. Read and match. Then listen and check.




Nile fish



Nile crocodiles

1

We're 5 metres long.
We've got sharp teeth.
We lay eggs.



Nile hippos

2

We're 1 metre long.
We've got sharp teeth.
We lay eggs.

3


We're 4 metres long.
We've got long teeth.
We don't lay eggs.

2. Read and say.

... are 3 metres long.

... have got sharp teeth.

... eat frogs and insects.







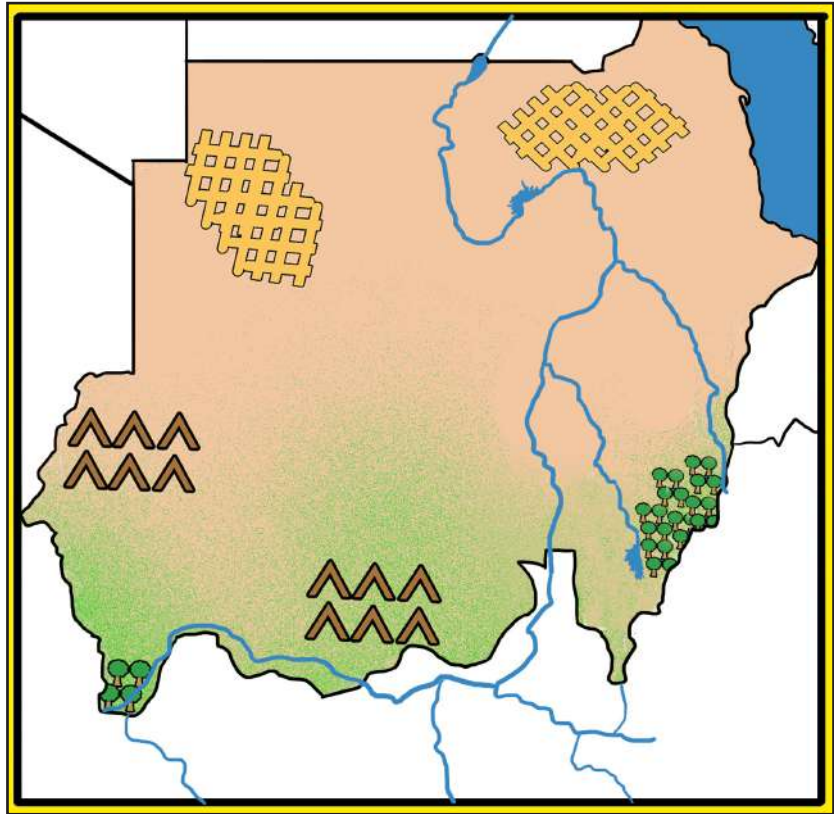
... haven't got legs.

... lay eggs.


1. Read and point.

This is a map of Sudan.
There are deserts, mountains and forests.
We can see rivers and the sea.


mountains	
desert	
forest	
sea and rivers	




2. Say. Then listen and check.



A crocodiles




B monkeys




C camels


Crocodiles live in rivers.



D elephants




E goats



F snakes



1.  Listen, point and say.




2. Point and say.



3.  Listen and point. Then read and say.



phone



elephant

ph



photo




alphabet

1. Read and think.




bats



lions



parrots



snakes



people

can
can't

walk
swim
hop/jump
fly
talk

2. Point and say.




Lions can walk.



Lions can't fly.

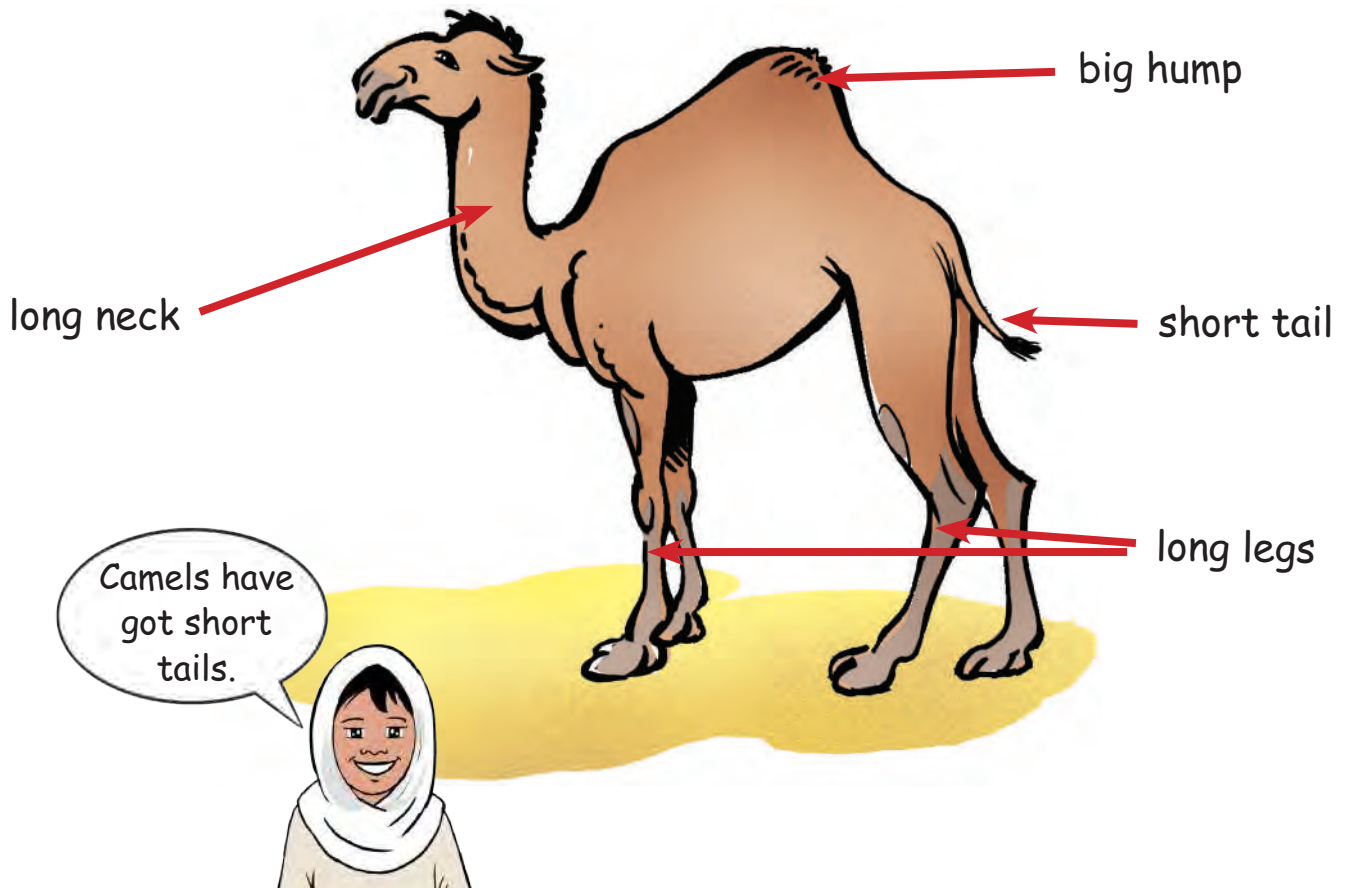
3. Play 'Name the Animal'.



I can swim, I can run and I can jump. What am I?



A lion?

1. Read and say.



2. Read, ask and answer.


Camels are about 2 metres tall.
They are about 3 metres long.











1. Listen and read. Then say and act.



2. Play 'Waheed Says'.



1. Listen and point. Then read.

	A lion can sleep in the long grass.	
	A monkey can swing in a tree.	
	A hippo can walk in the river.	
	A whale can sing in the sea.	

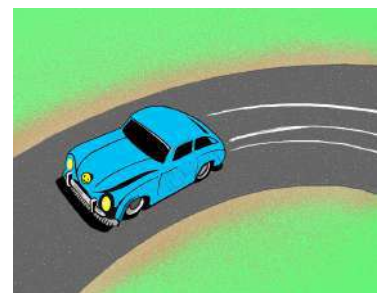
2.  Listen and point. Then read and say.

Hello!



say

ay



way



play



today

1. Read, say and point.




Point to the lemons. Point to the eggs.
Point to the tomatoes and point to your legs.




Point to the milk. Point to the sweets.
Point to the bananas and point to your feet.



Point to the water. Point to the bread.
Point to the juice and point to your head.












2. Point and say.




1. Listen, point and say.








2. Look, ask and answer.



		
water	potatoes	melon
		
sugar	carrots	sweets
		
peanuts	jam	milk



1.  Listen, read and repeat.



2. Look, ask and answer.



1. Read and match.

- (A) Wash your hands and the mangoes.
- (B) Cut up the mangoes.
- (C) Put them in a mixer.
- (D) Add some clean water.
- (E) Add some sugar.
- (F) Mix the sugar, water and the mangoes.
- (G) Put the juice in a glass.
- (H) Sit down and drink the juice.



2. Listen, read and say.

how

ow

down

cow

now


brown

1.  Listen, say and act.



A

With my eyes, I can see food.



B

With my nose, I can smell food.



C

With my mouth, I can eat food.



D

I can taste the food is good.

2. Ask and answer.



- A drink
- B food
- C colour
- D animal



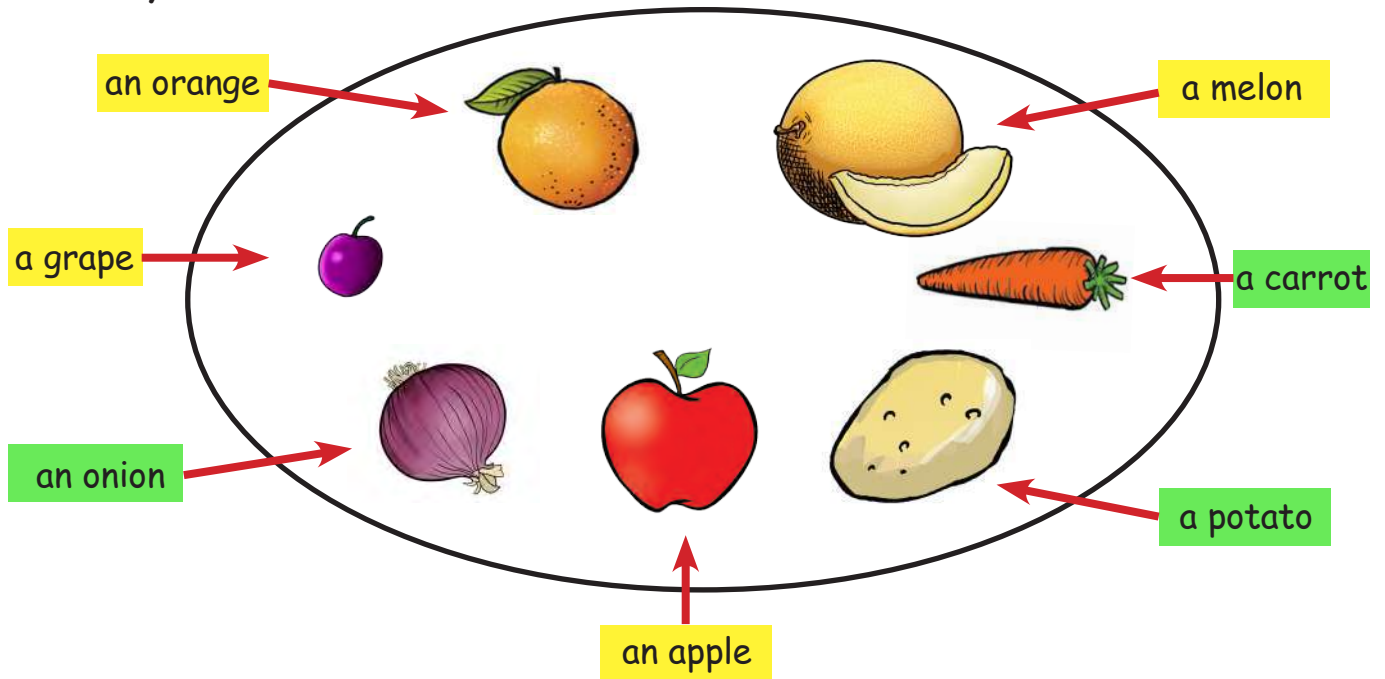
1. Read and point to ✓ or X.

A fruit or a vegetable?



Fruit and vegetables are not the same. Most fruit is sweet and there are seeds in it. A banana is a fruit. Vegetables are different. They haven't got seeds in them. A potato is a vegetable.

A Fruit and vegetables are different.	✓	✗
B Fruit has got seeds in it.	✓	✗
C There are seeds in vegetables.	✓	✗
D Bananas are vegetables.	✓	✗

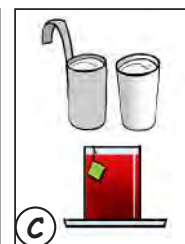


2. Point, ask and answer.






1. Listen, read and repeat.












2. Point and say.





1. Look, point and say.

Fruit	Vegetable	Not a fruit or a vegetable
 a mango	 garlic	 meat

An apple is a fruit.

 A	 B	 C
 D	 E	 F
 H	 I	 J

2. Point and say.

	
---	--

3.  Listen, read and say.

gate	<div style="border: 2px solid blue; padding: 10px; font-size: 2em;">a_e</div>	name
make		same
game		grape

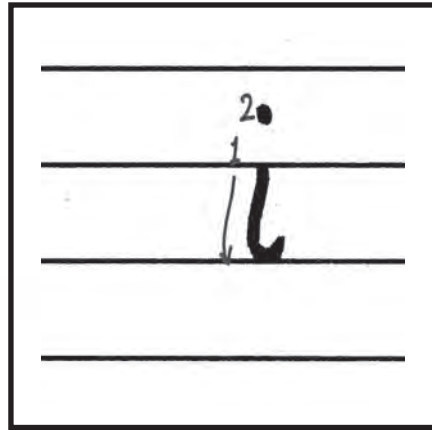
ACTIVITIES

A. Write and join i.

i

big

dig



B. Copy and circle the rooms.


kitchen	y	b	k	i	t	c	h	e	n	g
living room	l	i	v	i	n	g	r	o	o	m
bathroom	a	w	b	e	d	r	o	o	m	y
bedroom	b	c	l	a	s	s	r	o	o	m
classroom	w	b	a	t	h	r	o	o	m	e

C. Write the words in the correct order.

1. the / Put / in / fridge / kitchen. / the



2. my / is / desk. / This

A. Write and join j.



B. Read, match and write.

hospital market mosque museum park school

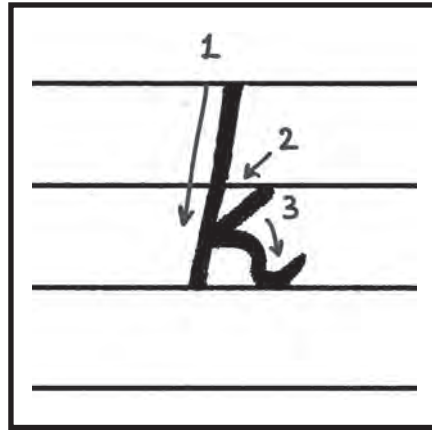


A. Write and join k.

k

kid

kick






B. Read, match and write.

frog

fox

shop

stop




C. Write the words in the correct order.

1. in / I / house. / live / a

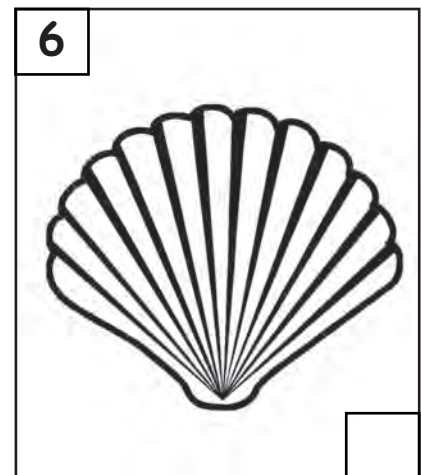




2. in / park. / a tree / There / is / the

A. Write and join /.

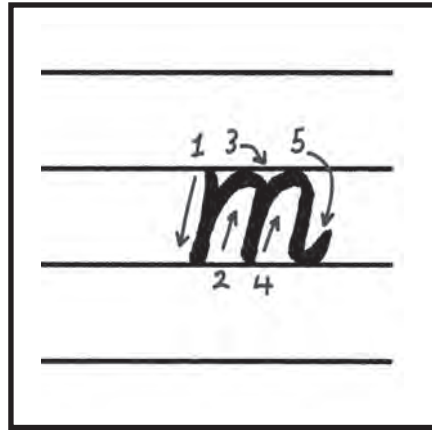
l
leg
ball



B. Listen, write the letters and say.

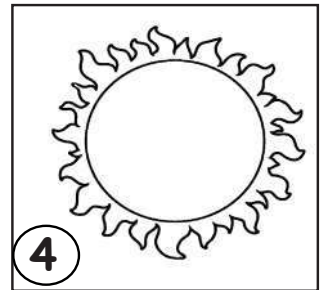




A. Write and join m.



B. Read, match and write.

cut hungry sun under



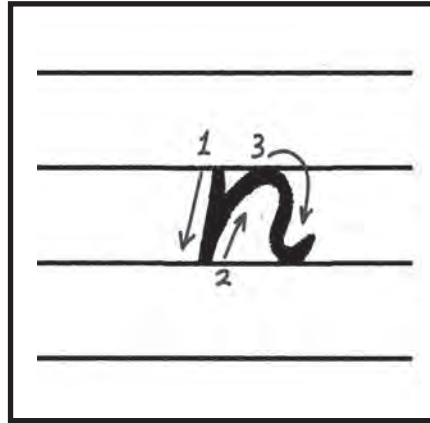
C. Write the words in the correct order.

1. tree. / They / in / a / live

2. got / The / home. / haven't / animals / a


A. Write and join n.

n
nine
neck



B. Read and ✓ or X.


1. This is a lemon tree.



2. The man is cold.



3. The frogs live in a well.



4. Plant the seeds and grow a new tree.

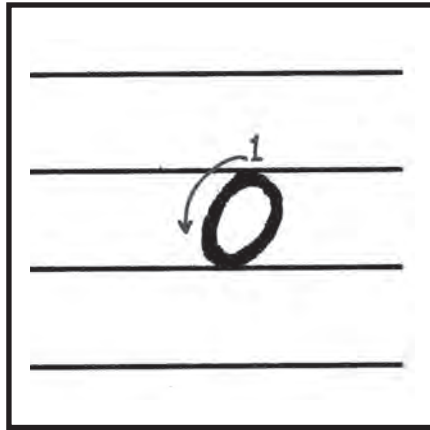


A. Write and join o.


o

book


food



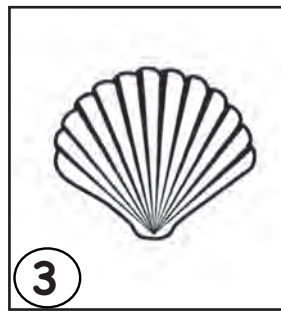
B. Say, spell and write.




1



2



3



4

___ p f ___ ___ ___ ___ || ___ h ___ r

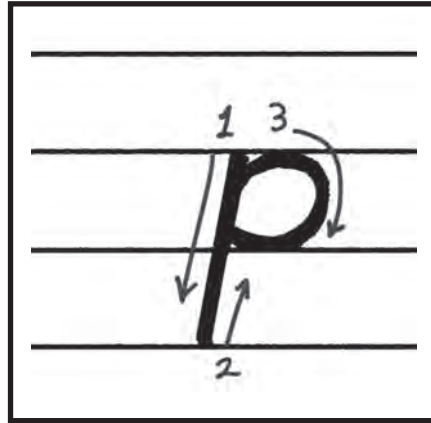
C. Copy and write.

1. My name is

2. I live in a



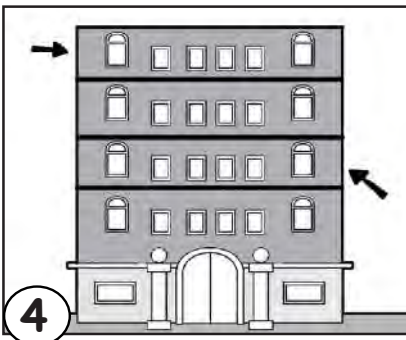
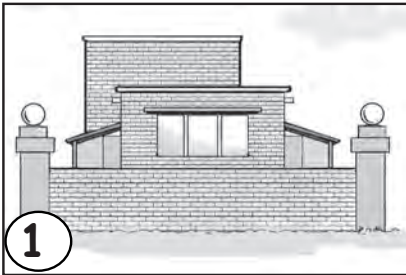
3. My home is near

A. Write and join p.

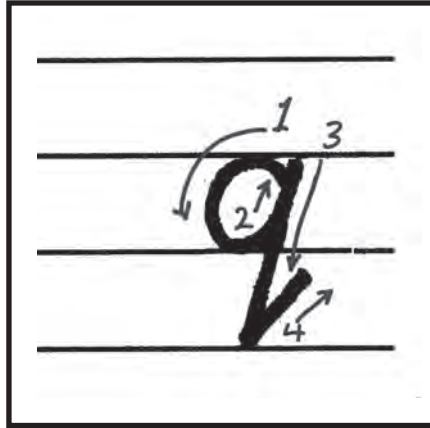



B. Read, match and write.

field flat house river sea zoo



A. Write and join q.

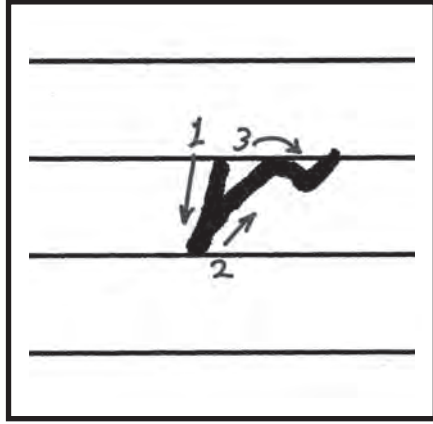



B. Write the words in the correct order. Then draw.

1. my / This / is / mother.



2. is / father. / This / my

A. Write and join r.



B. Read, match and write.

brother sister mother father



C. Write sentences.

1. My mother's name is...

2. My father's name is...

3. My... name is...

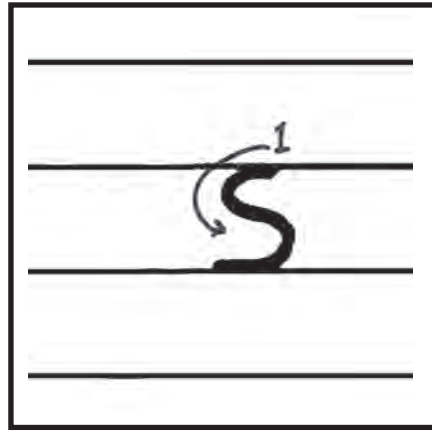
4. My... name is...

A. Write and join s.

s


sea

schools



B. Read, match and write.

grandmother father grandfather baby brother sister mother



C. Read and answer.

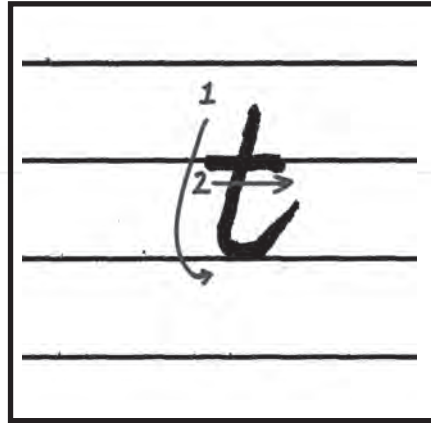
1. How many brothers have you got?

I have






2. How many sisters have you got?

A. Write and join t.

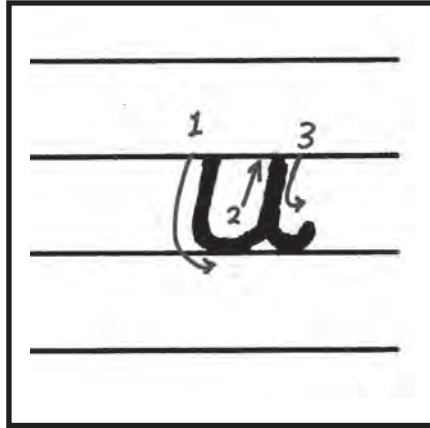
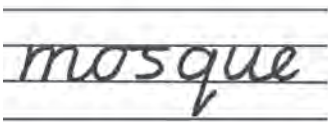


t
the
ten trees



B. Listen, write the letters and say.



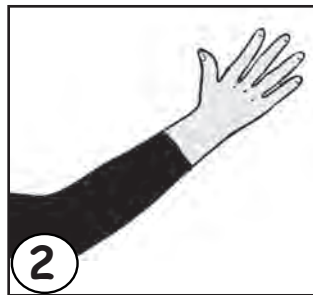



A. Write and join u.



B. Read, match and write.

car card arm star

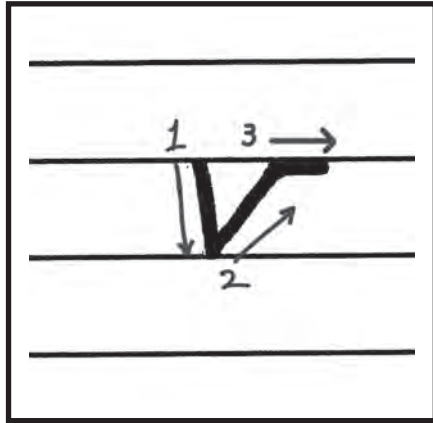





C. Write the words in the correct order.

1. next to / Stand / brother. / your

2. between / Grandmother / father. / is / mother / and

A. Write and join v.



B. Read and ✓ or X.

1. eat



2. sleep



3. stop



4. walk



5. stand



6. wake up

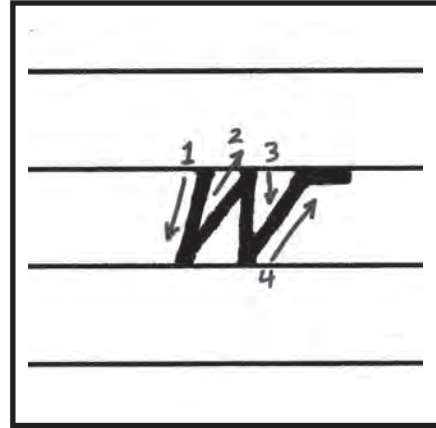


A. Write and join w.

w

wall

twelve windows



B. Read and draw the times.

1. I wake up at:



2. I eat breakfast at:



C. Read and write the times.

1. I go to school at _____ o'clock.

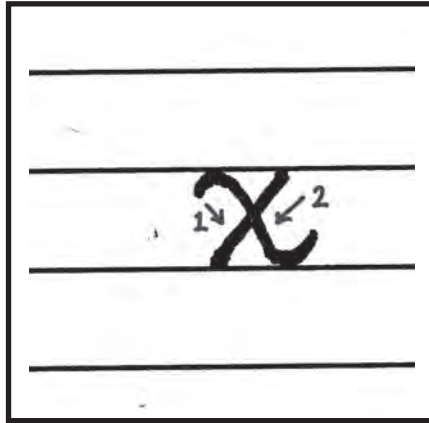
2. I go to bed at _____

A. Copy and join x.

x

fox

six boxes



B. Draw your family in the rooms. Then write.

living room	kitchen	bedroom
-------------	---------	---------

My father is in the

My mother is in the

My _____ is in the




A. Write and join y.

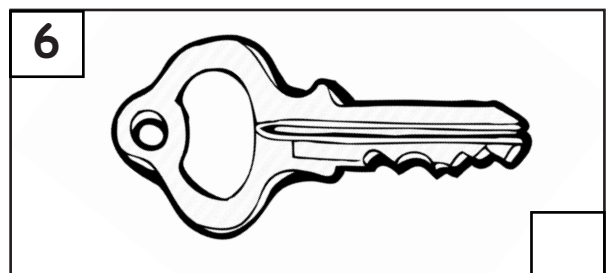
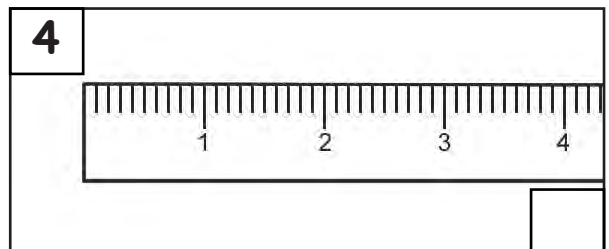
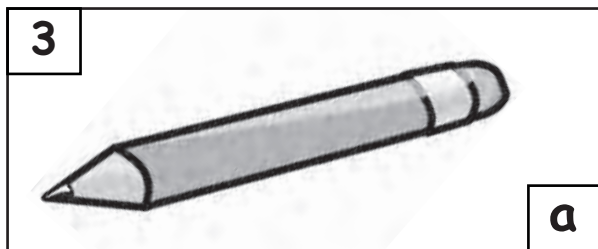


y

you

your yellow toy



B. Listen, write the letters and say.

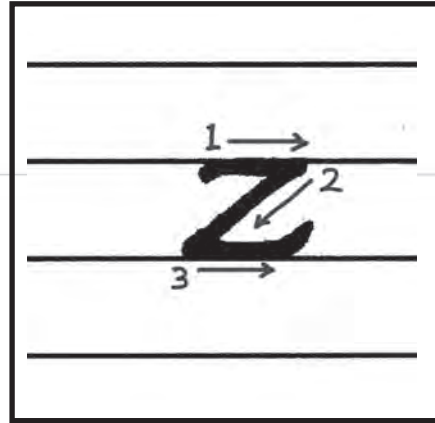


A. Write and join z.

z

zoo

zero and zoo



B. Copy, read and draw lines.

- 1. Play
- 2. Stand
- 3. Come
- 4. Go to
- 5. Sit

- up.
- here.
- the desk.
- down.
- a game.

C. Write sentences with Don't.

1. Don't play a game.

2.

3.

4.

5.

A. Copy and write.

I can skip and I can hop.

B. Write the words.



C. Read and write answers.

1. How many feet can you see?

I can see



2. How many keys can you see?



3. How many pens can you see?



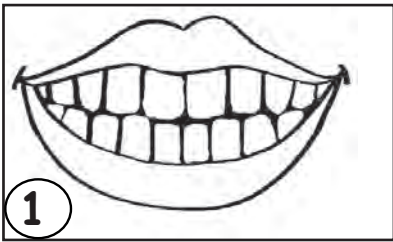


A. Copy and write.

2 and 7 and 6 make 15.

B. Read, match and write.

three seeds teeth tree sixteen street



C. Listen and write the numbers.

1. 15 + ___ = ___

2. ___ + ___ = ___

3. ___ + ___ = ___

4. ___ + ___ = ___

A. Copy and write.

This isn't our tree. It's tall.

B. Write the words in the correct order. Then draw.

1. is / Bulbul. / This / with / Billi

2. nest. / Billi / is / and Bulbul's / This

3. has / three / it. / in / It / got / eggs

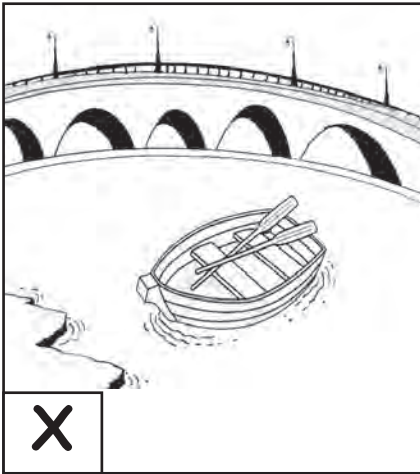


A. Copy and write.

I like the sand and I like the sea.

B. Read and ✓ or X.

1. a beach




2. an ice cream



3. skip




4. lemons



5. read



6. tea




A. Copy and write.

The wheels go round and round.

B. Read and draw.

1. It's got 2 wheels.



2. It's got 4 wheels.



3. It's got lots of wheels.



4. It hasn't got wheels.



A. Copy and write.

Cut it, plant it and water it.

B. Copy, read and draw lines.

- 1. Go
- 2. Eat
- 3. Read
- 4. Sit

- an ice cream.
- that book.
- on that chair.
- to the classroom.

C. Write sentences with Don't.

1. *Don't go to the classroom.*

2.

3.






4.



A. Copy and write.

Three little cats are here to play.

B. Listen, write the letters and say.



A. Copy and write.

We're fish and we've got sharp teeth.

B. Read and complete.

crocodiles got long lay Our teeth



1. We are Nile _____.

2. We _____ eggs.

3. We've got _____ tails and short legs.

4. _____ bodies are 5 metres long.

5. Our _____ are big and sharp.



C. Write the words in the correct order.

1. is / big / that / animal? / What






2. It / Nile / is / a / hippo.

A. Copy and write.

There are mountains here.

B. Read, match and write.

hippo elephant camel snake crocodile



A. Copy and write.

We can climb and we can swing.

B. Copy, read and draw lines.

- 1. Swim
- 2. Fly
- 3. Climb
- 4. Eat

- a mountain.
- lots of fruit.
- in the air.
- in a river.

C. Write sentences with I can.

1. *I can swim in a river.*

2.


3.

4.

A. Copy and write.

Lions can walk but they can't fly.

B. Write sentences with can (✓) or can't (x).



swim	✓
climb trees	x
fly	x

talk	x
run	✓


1. Hippos can swim.

- 2.
- 3.
- 4.
- 5.


A. Copy and write.

Camels have got long legs.


B. Look and write.




__ o w




__ o a __




__ i r __



__ _ _ _ p o



__ _ _ _ r __ _



e l e _ _ _ _ _

A. Copy and write.

I'm Waheed. Please be my friend.

B. Read, write and draw.

1. *I like*

2. *I don't like*

① 

② 

3. *I can*

4. *I can't*

③ 


④ 

A. Copy and write.


Whales can swim and sing.

B. Read and ✓ or X.


1. This is a whale.



2. Birds can fly in the sky.



3. Camels live in rivers.



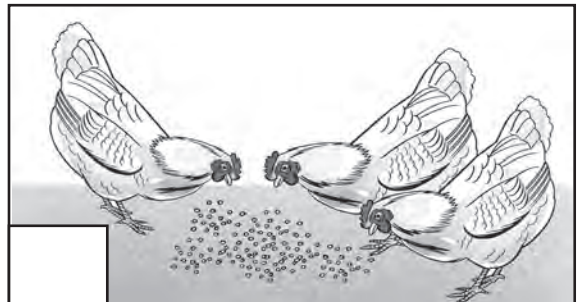
4. People can walk and run.



5. Lions like ice cream.



6. We can see three hens.





A. Copy and write.

There are some lemons in the picture.

B. Write about the picture. Use there is and there are.



1. There are some melons in the picture.

2.

3.


A. Copy and write.

There is some sugar and jam.

B. Copy the names, then listen and write the number of the picture.




Ahmed



Dalia



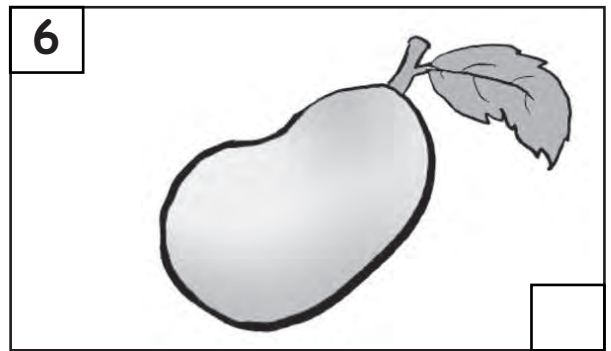

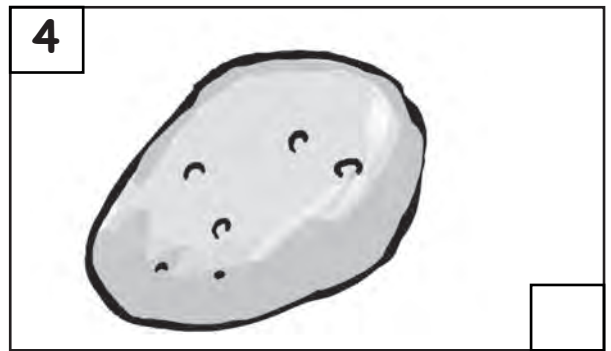
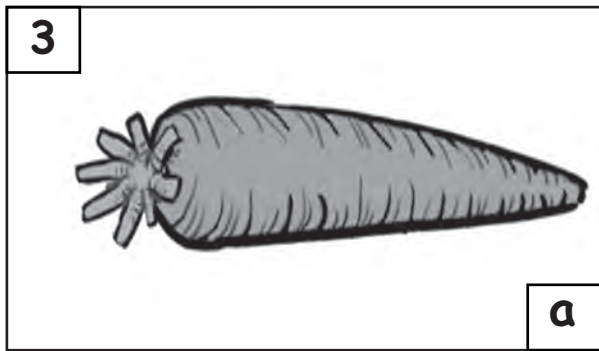
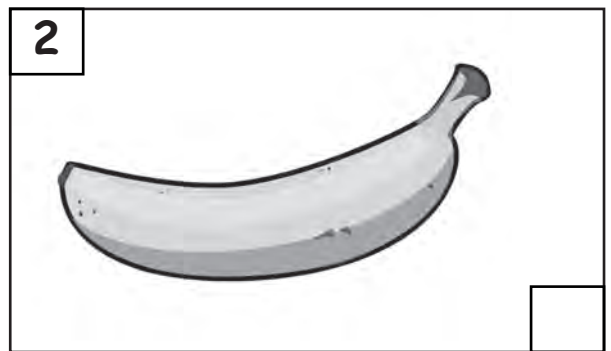
Cathy



A. Copy and write.

Is it an apple? No, it isn't.

B. Listen, write the letters and say.



A. Copy and write.

Mix the mangoes, sugar and water.

B. Copy, read and draw lines.

- 1. Cut up
- 2. Put the fruit
- 3. Add some
- 4. Mix the water
- 5. Put the juice

- clean water.
- and the fruit.
- the fruit.
- in a glass.
- in a mixer.

C. Write sentences with Don't.

1. Don't cut up the fruit.

2.

3.

4.


5.

A. Copy and write.

What's your favourite drink?

B. Read and ✓ or X.

1. I can walk with my legs.



2. I can see with my ears.



3. I can smell with my mouth.




4. I can read with my eyes.



A. Copy and write.


Onions and carrots are vegetables.

B. Write the words.

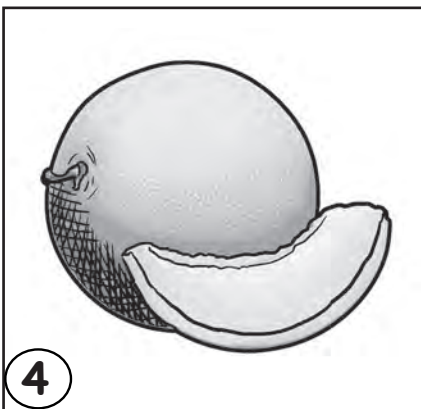



_____ e






_____ n _____





_____ r _____



A. Copy and write.

Come in and eat breakfast.

B. Write sentences with *I'd like... please*.

1



onions



carrots

2



mango juice



orange juice

C. Write the words in the correct order.

1. juice / water? / or / Would / like / you

2. for / eggs / There / breakfast. / are

A. Copy and write.

Bread isn't a vegetable.



B. Read, match and write.

peanuts

tomatoes

oranges

sugar



C. Read and write answers.

1. What is your favourite food?

2. What is your favourite drink?

3. What is your favourite animal?

Book Map

Unit 1 Home

Unit 1	Grammar	New language
Lesson 1	the imperative of <i>put</i>	<i>bath, bathroom, bedroom, fridge, home, kitchen, living room, put, room, TV</i>
Lesson 2	<i>There is... There are...</i> ; preposition <i>next to</i>	<i>hospital, park, shop</i>
Lesson 3	present simple; first person singular of <i>live</i>	<i>bird, flat, live (v), mouse, tree</i>
Lesson 4	present simple; first person singular of <i>live</i> ; definite and indefinite article: <i>the sea/a well</i>	<i>fish, sea, smell, snail</i>
Lesson 5	imperatives: <i>Cut! Stop!</i>	<i>cold, cut, need, new, nice</i>
Lesson 6	imperative of verbs: <i>wait, plant, grow, look at</i> ; possessive 's e.g. <i>our children's children</i>	<i>children, grow, hot, plant (v), seed, walk</i>
Lesson 7	determiner: <i>lots of</i>	<i>lots of, street</i>
Lesson 8	possessive adjective <i>my</i> ; simple present of <i>have got</i> and <i>live with I</i>	<i>best, cow, field, nest, river</i>

Unit 2 My Family

Unit 2	Grammar	New language
Lesson 1	conjunction <i>and</i> ; pronoun <i>this</i>	<i>brother, card, father, me, mother, sister</i>
Lesson 2	possessive 's: <i>Dalia's family</i>	<i>baby, family, grandfather, grandmother</i>
Lesson 3	numbers to 20; determiner <i>any</i> ; question word <i>which...?</i>	<i>any, very, which</i>
Lesson 4	present simple, third person singular of verbs <i>Be</i> and <i>have got</i> ; phrases with adjective + noun	<i>between, short, star, tall</i>
Lesson 5	imperatives <i>Stand..., Stay (there)</i>	<i>preposition, stand, stay</i>
Lesson 6	present simple, first person plural (<i>We</i>) of verbs <i>eat, go to bed, sleep, wake up</i> ; numbers 1-20	<i>chick, eat, now, sleep, wake up, we</i>
Lesson 7	subject pronouns <i>I, you, he, she, we, they</i>	<i>after, at, breakfast</i>
Lesson 8	prepositions <i>in, with</i>	<i>garden, people</i>

Unit 3 Toys and Games

Unit 3	Grammar	New language
Lesson 1	<i>can</i> for ability; articles <i>a, an, the</i> , no article with plurals	<i>can, key, remember, sea, sweet (n)</i>
Lesson 2	imperatives of common verbs (<i>Sit, Go</i>); imperatives with <i>don't</i> (<i>Don't sit, Don't go</i>)	<i>game, play, sit, down, write</i>
Lesson 3	<i>can</i> for ability; question <i>How many?</i> ; numbers 1-20	<i>hop, read, run, skip, talk</i>
Lesson 4	question <i>How many?</i> ; conjunction <i>and</i>	<i>make</i>
Lesson 5	possessive adjective <i>our</i> ; pronouns <i>this, that</i>	<i>air, fly (v), fruit, sky</i>
Lesson 6	present simple, first person singular (<i>I</i>) with verb <i>like</i> + noun; conjunction <i>and</i>	<i>beach, ice cream, like, sand, tea</i>

Lesson 7	questions and sentences in the present simple with <i>have got</i> and <i>can</i> (<i>see</i>)	<i>close (v), open (v), round (adv), wheel</i>
Lesson 8	imperatives of common verbs: affirmative and negative forms; object pronoun <i>it</i>	<i>catch, sentence, throw, water (v)</i>

Unit 4 Animals

Unit 4	Grammar	New language
Lesson 1	adverbs <i>here, there, today</i>	<i>farm, goat, say, today</i>
Lesson 2	noun phrases: <i>Nile fish, long tails</i> ; first person plural, present simple of verb + noun, e.g. <i>We lay eggs</i> .	<i>hippo, lay, metre, sharp, snake</i>
Lesson 3	<i>can</i> (for ability) + verb; nouns: singular and regular plurals	<i>camel, desert, elephant, forest, map, mountain</i>
Lesson 4	<i>can</i> (for ability); conjunction <i>and</i>	<i>alphabet, climb, jump, parrot, sing, swim, swing</i>
Lesson 5	<i>can/can't</i> (for ability); nouns: singular and regular plurals	<i>bat, but, lion</i>
Lesson 6	statements with <i>have got</i> and <i>can</i> + verb (<i>walk, drink, live</i>); noun phrases: <i>short tails, wide feet</i>	<i>about, drink (v), hump, order, water, wide</i>
Lesson 7	sentences in present simple with <i>haven't, don't</i> and <i>can't</i> + verb; common adjectives	<i>be, Bedouin, friend</i>
Lesson 8	<i>can</i> (for ability); prepositions <i>in, up</i>	<i>grass, phone, whale</i>

Unit 5 Food and Drink

Unit 5	Grammar	New language
Lesson 1	<i>there is/there are some</i> with countable and uncountable nouns	<i>banana, bread, juice, milk, some, tomato</i>
Lesson 2	<i>there is/there are some</i> with countable and uncountable nouns	<i>carrot, peanut, potato, shelf, sugar</i>
Lesson 3	conjunction <i>or</i>	<i>or, orange, round (adj), think, vegetable</i>
Lesson 4	imperatives of common verbs and <i>don't</i>	<i>add, clean, glass, mango, mix, mixer, wash</i>
Lesson 5	<i>can</i> (for ability); possessive adjectives <i>your, my</i>	<i>favourite, food, good, smell (v), sweet (adj), taste (v)</i>
Lesson 6	conjunction <i>or</i> ; <i>have got</i>	<i>different, grape, onion, same</i>
Lesson 7	<i>would like/'d like</i> + noun; conjunctions: <i>and, or</i>	<i>I'd like..., would</i>
Lesson 8	<i>is/is not</i> ; conjunction <i>or</i> ; present simple <i>like/ don't like</i>	<i>garlic, meat</i>

Listening Scripts

Unit 1, Lesson 1, Activity 1

This is my home
and this is my house.
This is the kitchen.
This is the bathroom.
This is the living room.
This is my bedroom.

Unit 1, Lesson 2, Activity 1

Hello. My house is in Main Road. It's next to a shop. The hospital is in Main Road next to the mosque. The market is in Nile Road. There's a library next to it. There's a park in Medani Road. It's next to my school.

Unit 1, Lesson 3, Activity 1

Cat: I'm a cat. I live in a flat.
Mouse: I'm a mouse. I live in a house.
Bird: I'm a bird. I live in a tree.

Unit 1, Lesson 4, Activity 1

Fish: I'm a fish. I live in the sea.
Snail: I'm a snail. I live in my shell.
Frog: I'm a frog. I live in a well.

Unit 1, Lesson 4, Activity 2

sh
Look at that shop.
Look at that shell.
Look at the fish.

Unit 1, Lesson 7, Activity 1

Hello. I'm Mona and I'm nine years old.
I'm from Port Sudan.
I live in a flat in Main Street.
It's a big street with lots of cars.
My flat is near the park.
I live in flat twelve.

Hi. I'm Faisal and I'm eight years old.
I'm from Khartoum.
I live in house number twenty.

It's near the River Nile in Museum Street.
There are lots of trees in my street.

Unit 1, Lesson 8, Activity 1

Cow: I've got a home. I live in a field.
Shark: I've got a home. I live in the sea.
Crocodile: I've got a home. I live in a river.
Monkey: I've got a home. I live in a tree.
Snail: I've got a home. I live in my shell.
Bird: I've got a home. I live in a nest.
Cat: I've got a home. I live in a flat.
Boy: My house is my home.
My home is best.

Unit 1, Lesson 8, Activity 2

ch
chair
children
kitchen
teacher

Unit 2, Lesson 2, Activity 1

Cathy: This is a picture of Dalia's family.
This is Dalia's mother.
This is her father.
This is her grandmother.
This is her grandfather.
This is her brother.
This is her sister.
This is her little brother.
This is her baby sister.

Unit 2, Lesson 3, Activity 1

Eddie: Is your family big?
Badr: No, not very big.
Eddie: Have you got any brothers, Badr?
Badr: Yes, I have.
Eddie: How many brothers have you got?
Badr: Two. And I've got a sister. She's very small. She's a baby.

Unit 2, Lesson 4, Activity 1

My name is Rami.
This is me with my four sisters.
Samia's between me and Sara.
Sara has got short hair.
Samia has got long hair.
Lamees is between me and Zeinab.
She's has got long hair.
Zeinab is tall and has got long hair.

Unit 2, Lesson 4, Activity 2

ar
car
star
arm
market

Unit 2, Lesson 5, Activity 1

Little brother, stay there. Father, stand next to little brother. Grandfather, stand next to little brother. Big brother, stand next to grandfather.

Unit 2, Lesson 6, Activity 1

Baby Chick: Chick! Chick!
Chick! Chick!
Cow: Not now, Chick.

Baby Chick: Chick! Chick!
Donkey: Not now, Chick.
We eat now. It's 11 o'clock.

Baby Chick: Chick! Chick!
Sheep: Not now, Chick.
We go to bed now. It's 7 o'clock.

Baby Chick: Chick! Chick!
Cat: Not now, Chick.
We sleep now. It's 3 o'clock.

Baby Chick: Chick! Chick!
Cow: Yes Chick, now.
We wake up now. It's 6 o'clock

Unit 2, Lesson 8, Activity 2

er
mother
under
brother
teacher

Unit 3, Lesson 4, Activity 2

ee
see
feet
tree
street

Unit 3, Lesson 5, Activity 2

Two little birds in the tree.
This is Bulbul. This is Billi.
Two little birds in the air.
See them here. See them there.
Two little birds in the sky.
See them go. See them fly.

Unit 3, Lesson 7, Activity 1

The wheels on the car go round and round,
round and round, round and round.
The wheels on the car go round and round,
round and round.

The windows on the car go up and down,
up and down, up and down.
The windows on the car go up and down,
up and down.

The doors on the car... open and close,
open and close, open and close.
The doors on the car... open and close,
open and close.

Unit 3, Lesson 8, Activity 3

ea
eat
beach
read
teacher

Unit 4, Lesson 1, Activity 1

Children: One little hen is here to play
on a wall in the farm today.
Hello little hen, how are you?
Hen: I'm fine thank you.
Cockle doodle doo.

Children: Two little cows are here to play
under a tree in the farm today.
Hello little cows, how are you?
Cows: We're fine thank you,
Moo, moo, moo.

Children: Three little goats are here to play
in a field in the farm today.
Hello little goats, are you there?
Goats: Yes, we are.
Maaa, maaa, maaa.

Unit 4, Lesson 2, Activity 1

- A. We're one metre long. We've got sharp teeth.
We lay eggs. We're Nile fish.
- B. We're five metres long. We've got sharp teeth.
We lay eggs. We're Nile crocodiles.
- C. We're four metres long. We've got long teeth.
We don't lay eggs. We're Nile hippos.

Unit 4, Lesson 3, Activity 2

Crocodiles live in rivers.
Monkeys live in forests.
Camels live in deserts.
Elephants live in forests.
Goats live in the mountains.
Snakes lives in deserts.

Unit 4, Lesson 4, Activity 1

We can walk and we can run.
We can hop and we can jump.
We can swim and we can walk.
We can fly and we can talk.
We can climb and we can swing
We can talk and we can sing.

Unit 4, Lesson 4, Activity 3

ph
phone
elephant
photo
alphabet

Unit 4, Lesson 7, Activity 1

A. Waheed is in the desert with a fox:

Waheed: Hello Mr. Fox. I'm Waheed. I'm
a camel. Can you be my friend,
please?
Fox: No. Camels are big. I don't like
camels.

B. Waheed is in the desert with a snake:

Waheed: Hello Mr. Snake. I'm Waheed. I'm
a camel. Can you be my friend,
please?
Snake: No. Camels can stand on me. I
don't like camels.

C. Waheed is in the desert with a bird:

Waheed: Hello Mrs Bird. I'm Waheed. I'm
a camel. Can you be my friend,
please?
Bird: No. Camels can't fly. I don't like
camels.

D. Waheed is in the desert with a Bedouin boy

Waheed: Hello. I'm Waheed. I'm a camel.
Can you be my friend, please?
Boy: Yes, I can. I like camels.

Unit 4, Lesson 8, Activity 2

ay
say
play
way
today

Unit 5, Lesson 2, Activity 1

There are some peanuts on the table.
There are some potatoes on the table.
There is some milk in the fridge.
There are some eggs in the fridge.
There are some carrots on the table.
There are some sweets on the shelf.
There is some sugar on the shelf.

Unit 5, Lesson 3, Activity 1



Badr: Ok, Ahmed. What's this?
Ahmed: Is it a vegetable or a fruit?
Badr: It's a fruit.
Ahmed: It isn't round?
Badr: No, it isn't.
Ahmed: It's long.
Ahmed: I think it's a banana.
Badr: Yes, it is.

Unit 5, Lesson 4, Activity 2



ow
how
cow
now
down
brown

Unit 5, Lesson 5, Activity 1



With my eyes, I can see food.
With my nose, I can smell food.
With my mouth, I can eat food.
I can taste the food is good.

Unit 5, Lesson 8, Activity 3



ae
gate
make
game
name
same
grape