



The Republic of the Sudan  
Federal Ministry of Education  
The National Centre for Curricula and  
Educational Research (NCCER)



**Sudan Modern Integrated Learning of English**

**SMILE Series**

**SMILE Book 3  
Pupil's Book**

**Grade 3: Basic Level**

**2<sup>nd</sup> Edition  
2020**

## **Acknowledgements**

The Director General of the National Centre for Curricula and Educational Research (NCCER) would like to extend thanks to the writing teams, designers and editors of the SMILE Series, 1<sup>st</sup> Edition. The Director General would also like to extend thanks to the British Council for providing their support and technical expertise.

Bakht-er-Rudha – Sudan (NCCER), all rights reserved.

No part of this publication may be reproduced, stored in a retrieval system, transmitted in any form or by any means, electronic, mechanical, photocopy, recorded or otherwise, without the prior written permission of the copyright holder.



# Table of Contents

Unit	Topic	Page
<b>Lessons</b>		
<b>1</b>	Welcome Back to English	<b>1</b>
<b>2</b>	Our Environment	<b>9</b>
<b>3</b>	Eid El Fitr	<b>17</b>
<b>4</b>	Family and Community	<b>25</b>
<b>5</b>	People, Plants and Numbers	<b>33</b>
<b>6</b>	Sports and Games	<b>41</b>
<b>Activities</b>		
<b>1</b>	Welcome Back to English	<b>49</b>
<b>2</b>	Our Environment	<b>57</b>
<b>3</b>	Eid El Fitr	<b>65</b>
<b>4</b>	Family and Community	<b>73</b>
<b>5</b>	People, Plants and Numbers	<b>81</b>
<b>6</b>	Sports and Games	<b>89</b>
	Book Map	<b>97</b>



**Sudan**

**Modern**

**Integrated**

**Learning of**

**English**

**SMILE Series: Book 3**


**Lessons**

**Grade 3: Basic Level**

**2<sup>nd</sup> Edition**



1. Look, read and say.



We've got a new pupil today. This is Hassan. He's from El Fashir. Welcome to our class, Hassan. Please sit next to Ahmed.

2. Complete and say.

- Ⓐ The teacher's name is...
- Ⓑ Hassan is a new...
- Ⓒ Hassan is... El Fashir.

3. Look, read and say.

Mr Gamar			
1 Salah	2 Khalid	3 Mustafa	4 Nadir
5 Badr	6 Ahmed	7 Hassan	8 Abu Bakr
9 Ali	10 Babiker	11 Osman	12 Bilal
13 Abdullah	14 Malik	15 Hussein	16 Samy
17 Gasim	18 Amin	19 Fady	20 Awad

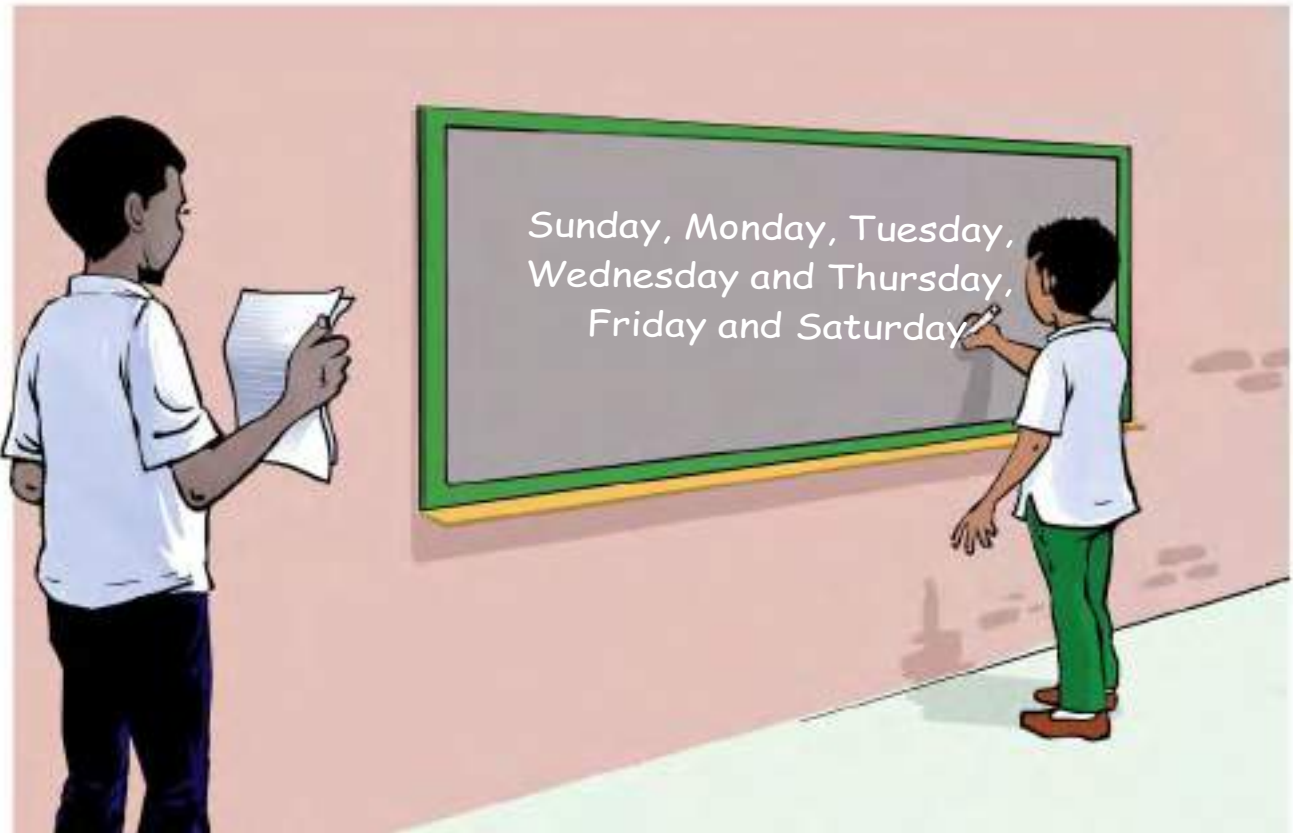


Hassan's seat is next to Ahmed and Abu Bakr. He is in front of Osman and behind Mustafa.





## 1. Listen, point and say.



## 2. Ask and answer.

Is Friday  
a school day or  
free day?



Friday is  
a free day.



What do you do  
on Tuesday?

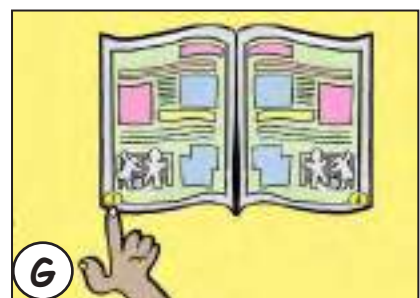



I go to school.





1. Listen, match and repeat.



2. Make a cover for your book.





## 1. Read the rules for your English class.



(A) We speak English in our English class.	
(B) We help other pupils.	
(C) We keep the classroom tidy.	
(D) We walk in the classroom.	
(E) We eat in the playground.	

## 2. Match the new rules with the rules above.

- 1 We don't run in the classroom.
- 2 We don't speak in Arabic in our English class.
- 3 We don't eat in the classroom.
- 4 We don't throw rubbish on the floor.
- 5 We don't forget to help other pupils.

## 3. Listen, read and say.

air

hair

chair

air / ere

there

where



1. Listen, read and repeat. Then say and act.



2. Ask and answer with Yes, I can or No, I can't.



- A** swim
- B** skip and hop
- C** read in Arabic
- D** drive
- E** climb trees
- F** speak in English



1. Listen, point and chant.



2. Point and say.



3. Read, say and act.





## 1. Read and say **Yes** or **No**.



Hello, I'm Huda and this is my school. I like my school. It is near my house and I can walk to school in the morning. I can meet my friends here.



I like Maths, Arabic and reading. My best friend is Zeinab and my favourite sport is volleyball.

- |                                    |          |
|------------------------------------|----------|
| (A) This girl's name is Hiba.      | Yes / No |
| (B) She likes her school.          | Yes / No |
| (C) She lives near her school.     | Yes / No |
| (D) She meets her friends at home. | Yes / No |
| (E) She likes Maths.               | Yes / No |
| (F) She doesn't like volleyball.   | Yes / No |

## 2. Listen and read. Then chant.



This is the way I carry my bag,  
carry my bag, carry my bag.  
This is the way I carry my bag,  
into Class 3 in the morning.

This is the way I open my book,  
open my book, open my book.  
This is the way I open my book,  
in Class 3 in the morning.

This the way I sing my song,  
sing my song, sing my song.  
This is the way I sing my song -  
with Class 3 friends in the morning!





1. Listen, act and say.

Look at your new SMILE book.  
Put your book...

2. Read and say the answers.

What is your name?  
What is your best friend's name?

3. Write three rules for your English class.

1. We eat in the playground.


5. Add words.

School things	Days	Welcome
pencil case	Sunday	hello

4. Say it. Spell it.



6. Speak together.





1. Look, read and say.



2. Look, ask and answer.

museum



school



Nile Street

Nile Street

zoo



market




park



mosque



café



hospital



Main Road

Medani Road





## 1. Read and match.

- (A) We can study there.
- (B) We can buy food there.
- (C) We can read books there.
- (D) We can see doctors there.
- (E) We can buy sweets there.
- (F) We can walk and play there.
- (G) We can see animals there.
- (H) We can catch buses there.



1

a market




2

a school



3

a park



4

a bus station



5

a hospital



6

a library



7

a zoo



8

a shop

## 2. Ask and answer.





1. Listen, read and say.



What can we do, can we do today?  
 We can go to the park, to the park and play.  
 The sky there is blue. The grass there is green.  
 There are trees and the air is clean.  
 We can skip. We can jump. We can hop. We can run.  
 We can talk to our friends. We can sit in the sun.  
 What can we do? We can play in the park.  
 And then we go home to sleep when the sky is dark.

2. Ask and answer.



(A) swim



(B) read



(C) run



(D) cook



(E) drive



(F) walk



### 1. Listen, say and act.

- (A) The sky is...
- (B) You are in the...
- (C) There is a tall...
- (D) Under the tree, you can see...



### 2. Read, choose and say.



- (A) Drop rubbish.
- (B) Pick the flowers.
- (C) Keep the park tidy.

- Don't drop rubbish.
- Don't pick the flowers.
- Don't keep the park tidy.

### 3. Listen, read and say.

five  
time  
Nile

i \_ e

nine  
drive  
fine



1. Read and complete. Then listen and say.



behind      classroom      paper      there      window


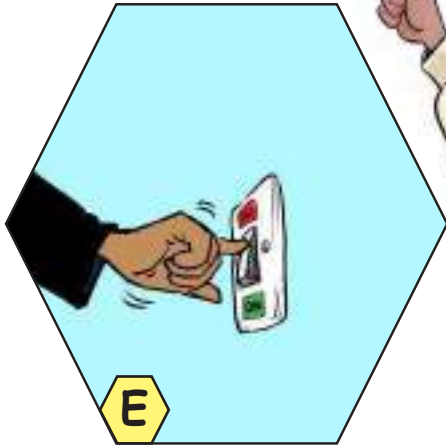
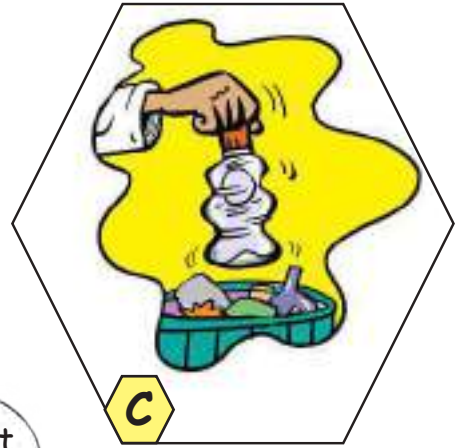
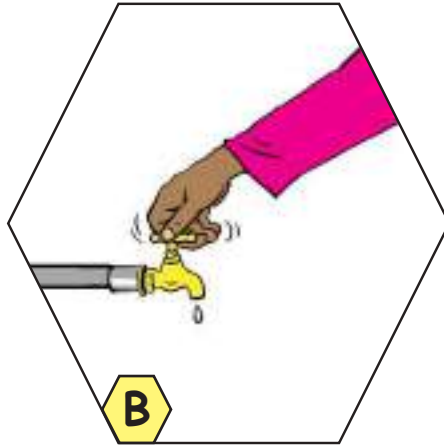

- (A) There's rubbish in the... It's on the floor.
- (B) There's rubbish in the classroom,... the door.
- (C) It's next to the..., and under a chair.
- (D) Don't drop it on the floor. Don't leave it...
- (E) Plastic bags and..., food, cans and tins.
- (F) Pick them up and put them in the rubbish bins.

2. Act and say.





1. Listen and point. Then say and act.




2. Make a poster. Then say.





1. Listen, point and repeat.



2. Act and say.

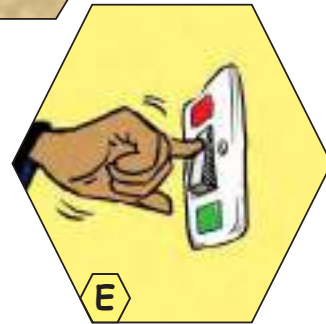

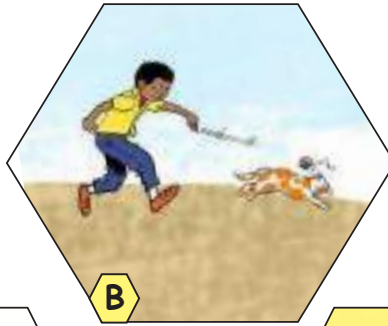
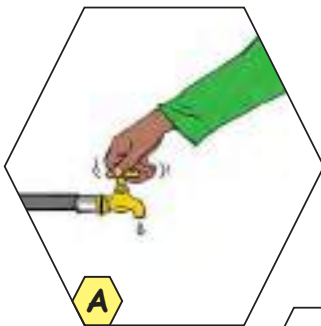




1. Look, point and say.



2. Point and say.



3. Listen, read and say.

zoo

food

oo

room

school



1. Listen, read and point.



Look at the garden, what can you see,  
there on the clothes line under the tree?  
There are shorts and trousers.  
There's a red T-shirt.  
There's an orange dress and a long grey skirt.  
There's a blouse. There's a shirt.  
There's a cap. There's a hat.  
There are two jalabeyas and a small black cat.

2. Look, ask and answer.

What colour is  
the T-shirt?



What colour are  
the trousers?

It's...




They're...





1. Point and say.



A




C



E



G



Ahmed

Hassan

Eddie

Cathy



B



D



F



H

2. Look, ask and answer.



Whose flower is this?

It's Cathy's flower.



## 1. Listen, read and say.



## 2. Listen and say.






1. Read and look. Then ask and answer.

**Welcome to the Zoo. Happy Eid El Fitr.**

- A How many people are there?
- B How many animals are there?
- C How many elephants are there?
- D How many girls are there?



2. Listen, read and say.

girl

shirt

skirt

ir/ur



turn

hurt


purple



1. Listen and point.



2. Point and say.



3. Read, match and say sentences.

A over

B out of

C through


D past



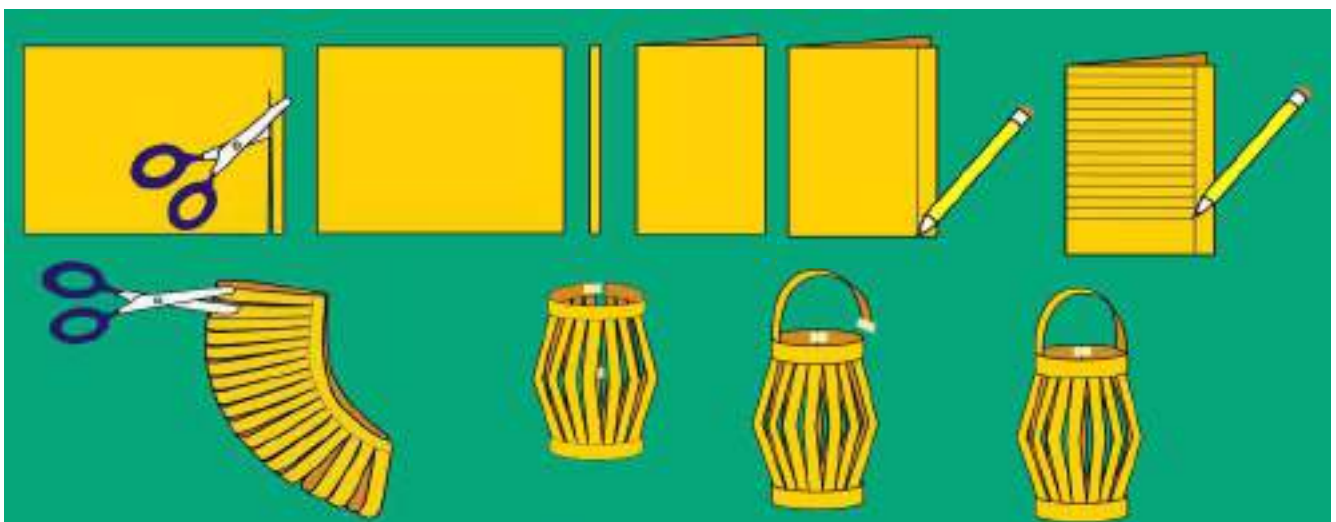


## 1. Read and match.

- (A) Wash your hands.
- (B) Put flour, oil, milk, salt and sugar in a bowl.
- (C) Mix.
- (D) Add four eggs and mix.
- (E) Put into a cake tin.
- (F) Cook the cake for two hours.



## 2. Draw or make an Eid bag.





1. Listen, match and point.



A



B



C



D



2. Point, act and say.



3. Point and say.







## 1. Read and say.

### Good or bad?

- (A) Visit your family.
- (B) Eat lots of sweets.
- (C) Say Eid Mubarak to everyone.
- (D) Pick flowers in parks.
- (E) Play in the sun.
- (F) Swim in a river.
- (G) Eat lots of fruit.
- (H) Visit your friends.



## 2. Choose presents for Eid. Point and say.



## 3. Listen, read and say.

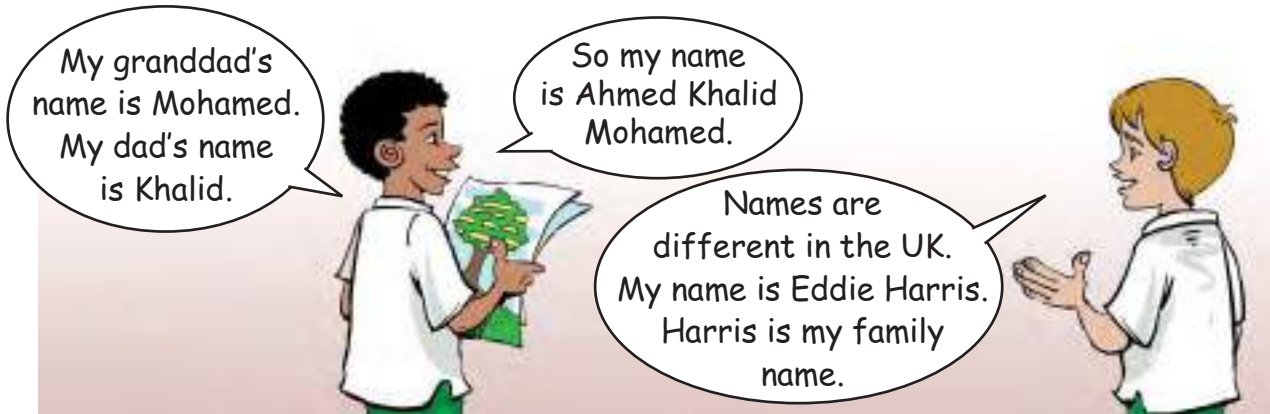
- house
- mouse
- flour

OU

- blouse
- trousers
- mountain

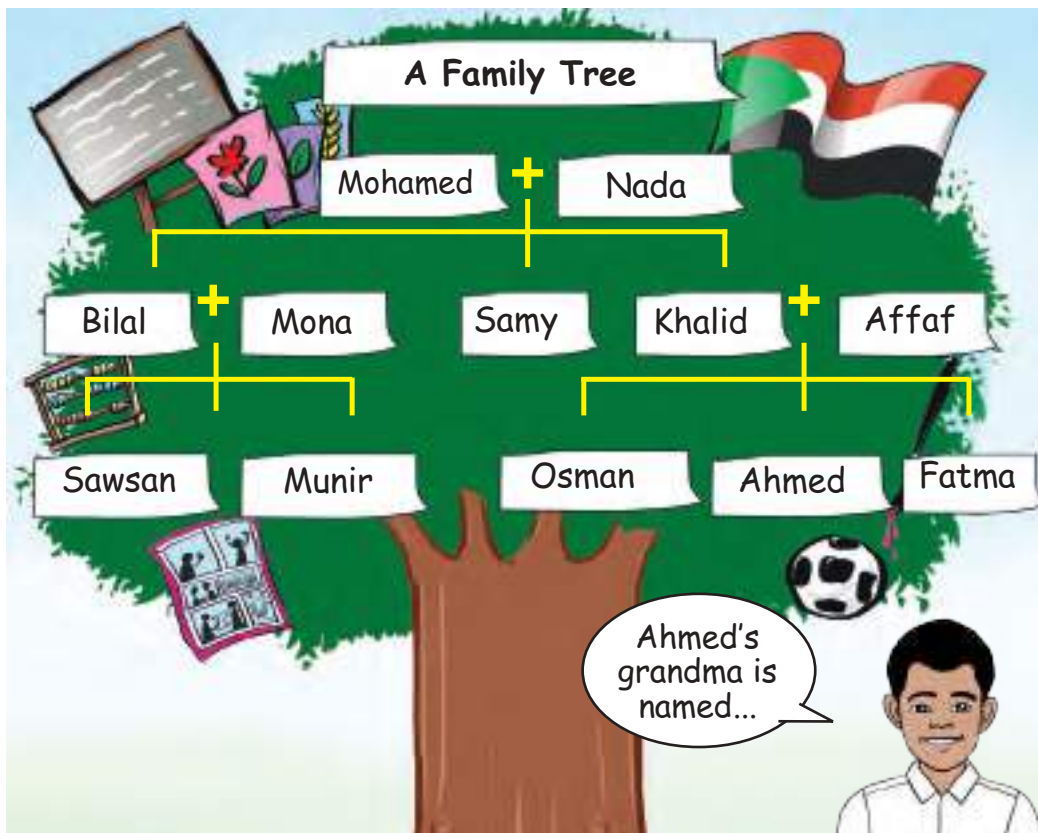


1. Listen and read. Then ask and answer.



- (A) Who is Khalid?
- (B) What's the name of Ahmed's granddad?
- (C) What is Eddie's family name?
- (D) How are names different in Sudan and the UK?

2. Say sentences about Ahmed's family.



3. Say sentences about your family.

My granddad's name is...  
My...





## 1. Listen, read and say.



Ahmed isn't at home today. He's watching football with his father and his uncle. Ahmed is happy. His team is winning.



Dalia isn't at home today. She's visiting her grandma. Dalia's grandma is reading a story and Dalia is listening to her.

## 2. Listen and point. Then point and say.



A

Eddie / play with / a ball.



B

Cathy / read / a story.



C

Fatma / talk to / her friend.



D

Badr / eat / an / ice cream.



1. Listen, read and repeat.



**A**

Dalia's grandma is reading a story to the children.



**B**



**C**

Who is it? It's a hungry fox.



**D**



**E**

The baby goats open the door.



**F**

Mother goat is hitting the fox.

2. Read and complete. Then say and act.

asking      going      hitting      knocking      reading      opening

- A** Dalia's grandma is... a story.
- B** Mother goat is... to the shops.
- C** Someone is... on the door.
- D** Can I come in children? the fox is...
- E** The baby goats are... the door.
- F** Mother goat is... the fox with her bag.



1. Listen and match.



2. Say sentences about the pictures.



3. Listen, read and say.

sing

swing

thing

ing

asking

opening

watching



1. Listen, read and repeat.



I'm from Darfur. These are some pictures of my small village.



Here, I am teaching some children. I'm teaching them to read and write.



In this picture I am cooking for some old people. Everyone likes my food.



We are all working for our community and we are all helping our country.

2. Say sentences about Taja.



3. Say sentences about what these people are doing.





1. Listen, point and match. Then repeat and act.



**A** Who is speaking?      **B** Where is he / she going?



mosque



bus station

**New Road**

S C H O O L R O A D	 bakery   school	 clinic   library   museum	G R E E N S T R E E T	 hospital   park
--	------------------------------	---	---	------------------------------

2. Give directions from the park.



- A** library
- B** mosque
- C** clinic
- D** bakery



## 1. Read, answer and match.



- (A) I work in a bakery. I make bread and cakes. Who am I?
- (B) I work with children in a school. I teach them. Who am I?
- (C) I work in a clinic. I help people with their teeth. Who am I?
- (D) I work in a hospital. I help the doctor. Who am I?
- (E) I work in a kitchen. I cook food for people. Who am I?



## 2. Say sentences about the jobs.



A baker works in a bakery and makes breads and cakes.



## 3. Chant and act.



There's a tall shop in my town.  
 People go up and people come down.  
 The doors are swinging in and out.  
 People are walking round and round.



### 1. Say and act.

I am going down the street.  
On my right, I can see...

### 2. Write about where you live.

I live in Omdurman.  
I like it here.  
There's a library on the...

### 3. Write about your family.

My granddad's name is...  
My dad's name is...

### 4. Say it. Spell it.



### 5. Add words.


Family	Job	Directions
mother	teacher	left

### 6. Speak together.





1. Look, read and repeat.



Now go back to 10 again.

2. Read and match. Then ask and answer.

- (A) How old is it? (B) How old are they? (C) How old is she? (D) How old is he?







1. Read and match. Then say how to grow a tomato plant.



- (A) Get a plant pot.
- (B) Put soil in it.
- (C) Make a hole in the soil.
- (D) Put a tomato seed in the hole.
- (E) Cover the seed with soil.
- (F) Put the pot near a window.
- (G) Water the seed.
- (H) Wait for the plant to grow.





1. Listen, read and repeat.



spring



winter



autumn



summer

Summers are hot and winters are cold.  
 In autumn, leaves fall when they are old.  
 The weather is warm on nice days in spring.  
 And the birds in their nests in the trees all sing.  
 Winter days are white when winter snows fall.  
 Spring days are green. New plants grow tall.  
 Autumn days are cool. Autumn days are grey.  
 Summer days are blue and the sun shines all day.

2. Say sentences about the pictures. Use the words in the box.

falling

growing


shining

singing

falling



A Snow...



B The plants...



C The sun...



D The birds...



E The leaves...



1. Read and match.



Nader



Amani



Ahmed



Asma

A This person is 1 metre 50 tall and is 13 years old. This person weighs 40 kilograms.

B This person weighs 60 kilograms and is 1 metre 70 tall. This person is 40 years old.

C This person is 11 years old and weighs 30 kilograms. This person is 1 metre 30 tall.

D This person is 1 metre 80 tall. This person is 40 years old and weighs 80 kilograms.

2. Ask and answer about the people.



3. Listen, read and say.

boy

oy / oi

toy

oil

point

soil



1. Listen, read and repeat. Then say and act.



Don't water this potato.



Look! Abdullah is watering the potato.



Look! The potato is growing and growing.




Abdullah, his family and his donkey are pulling the potato out of the ground.



Abdullah's wife is cooking the potato.



The children are having lunch now.



They eat potato on Sunday...

Sunday	Monday	Tuesday
Wednesday	Thursday	





1. Read and match.






Grow Healthy

- (A) Always wash and keep clean.
- (B) Eat lots of fruit and vegetables.
- (C) Clean your teeth in the morning and at night.




- (E) Do lots of exercise.
- (F) Always drink lots of water.
- (G) Sleep for 8 to 10 hours at night.

2. Listen and match. Then say and do.





1. Read about Warda.

This was when I was 6 months old.  
I could smile.  
I couldn't talk.  
I couldn't walk or run.



This is me now.  
I am 10 years old.  
I can still smile.  
I can walk, talk and run.  
I can speak English.

2. Say sentences about Warda.



smile



talk




walk



run



smile



Warda couldn't walk when she was six months old.

Warda can walk now.

3. Play 'Yes, I can. No, I can't.'



Can you skip?

Yes, I can.

- (A) skip
- (B) smile
- (C) drive
- (D) crawl
- (E) speak English
- (F) cook



1. Say sentences.

Get a plant pot.  
Make a hole...

2. Write about the seasons.

Summers are hot.  
The sun shines.

3. Write about how to grow healthy.

Drink lots of water.  
Do lots of sports.


4. Say it. Spell it.



5. Add words.

Weather	Season	Numbers
hot	winter	20

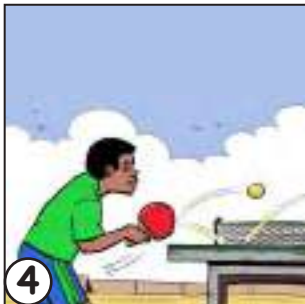
6. Speak together.





## 1. Read, match and say.

- (A) table tennis    (B) flying a kite    (C) football    (D) karate    (E) running  
 (F) volleyball    (G) swimming    (H) basketball    (I) throwing a frisbee



## 2. Say sentences about yourself and your friend.

Hi, I'm Ahmed.  
I like playing basketball.  
I don't like swimming.

This is Cathy.  
She likes volleyball.  
She doesn't like playing table tennis.





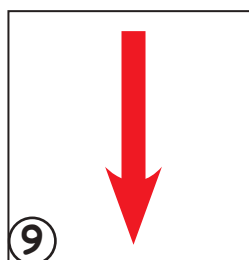

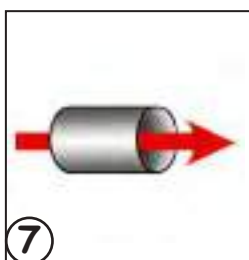


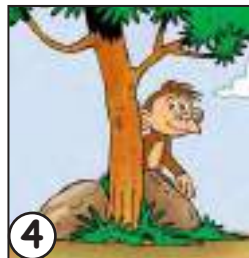
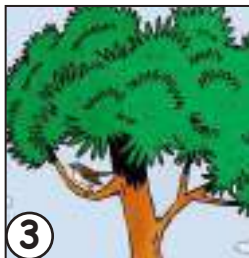
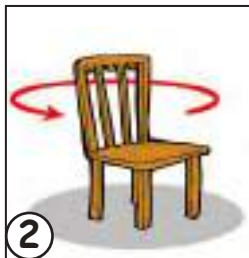
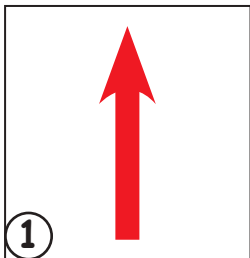
## 1. Listen, say and do.

Clap, clap, clap. Stand up and wait.  
 Clap, clap, clap and shout out eight: "Eight!"  
 Stand up. Clap, clap. Now turn around.  
 Clap, clap, clap. Sit on the ground.

Clap. Stand up. Clap, clap. Be kind.  
 Point in front and point behind.  
 Look left. Look right. Look in the air.  
 Clap, clap, clap. Sit on your chair.

## 2. Read and match.

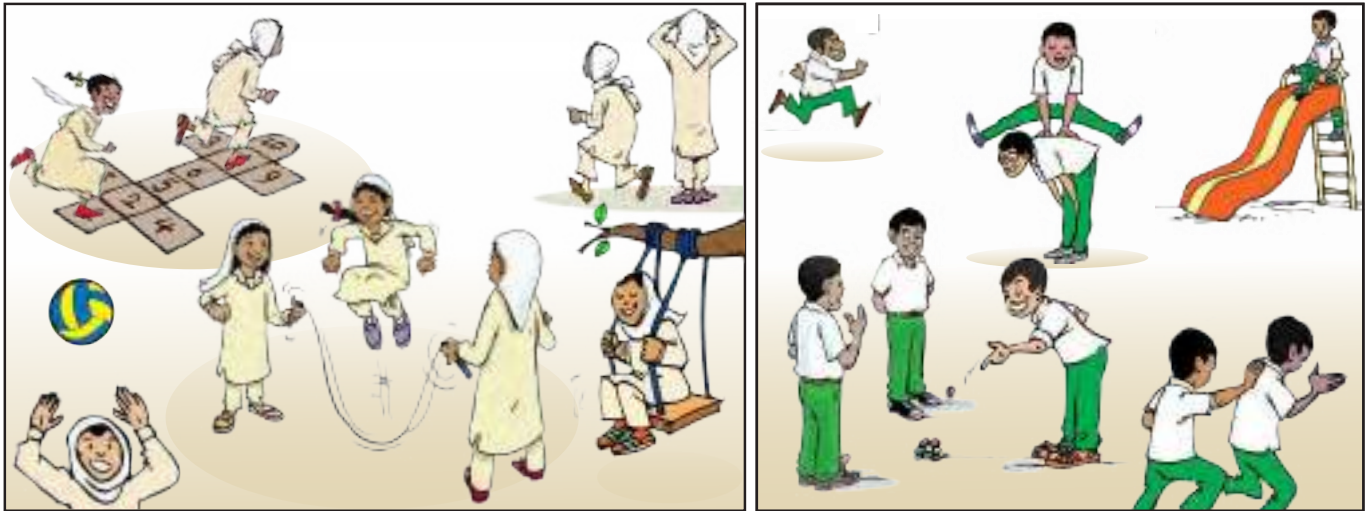
- (A) around (B) on (C) down (D) in front (E) in  
 (F) behind (G) out (H) over (I) through (J) up





## 1. Read and say sentences about the children and the games.

- (A) play hide and seek    (B) play marbles    (C) play on a swing    (D) skip
- (E) play leapfrog    (F) play tag    (G) play on a slide    (H) run
- (I) play hopscotch    (J) play throw a ball



## 2. Ask and answer.



How many girls are playing hide and seek?

Two girls are playing hide and seek.



## 3. Play the 'Mime Game.'

What's he doing?



I think he's throwing a ball.





### 1. Listen and match.



Badr



Eddie



Ahmed



Mr Gamar

	sometimes	often	never
A			
B			
C			
D			

### 2. Ask and answer.



How often does Badr play basketball?

He sometimes plays basketball.



### 3. Listen, read and say.

pull

put

sugar

u / oo










foot

good

cook



## 1. Read and play.

1	2	3	4 You swim in a river. Go forward one square. 	5	6 You drop the ball. Miss a turn. 
					7
13	12	11	10	9 You win. Go forward one square. 	8
14 You win. Your turn again. 	 				
15	16	17 You win. Go forward two squares. 	18	19	20
					21 Go back one square. 
27 You eat a lot. Go back two squares. 	26	25	24	23 Miss a turn. 	22
28 You play basketball. Your turn again. 					
29					

## 2. Count to 30.

1	2	3	4	5	6	7	8	9	10	11	12	13	14	15
16	17	18	19	20	21	22	23	24	25	26	27	28	29	30



## 1. Listen, read and act.



**A** Last year Maha couldn't run. She wasn't fit. But she is fit now.

Do you exercise now, Maha?

Yes. I exercise every day. I walk, run and I sometimes swim.



**B**



What do you eat and drink?

I eat some fish and meat and lots of fruit and vegetables. I drink water, milk or juice. I never drink cola.

**C**



Do you eat any chocolate?

A little. Not a lot.

**D**

## 2. Read and say **Yes** or **No**.

### Are you fit and healthy?

Do you exercise?	Yes	/	No
Do you play any sports?	Yes	/	No
Do you eat any meat and fish?	Yes	/	No
Do you eat lots of vegetables?	Yes	/	No
Do you eat any fruit?	Yes	/	No
Do you drink any milk?	Yes	/	No
Do you eat lots of chocolate?	Yes	/	No
Do you drink lots of cola?	Yes	/	No



1. Read and match. Then say sentences about the other games.

**A** You play this sport with a ball. 2 or 4 players can play. You need a table and a net.

**B** This sport is for 1 person. You sit down and go forward and back on a seat.

**C** There are 2 teams and 11 players play in a team. You kick a ball with your feet. 1 player can catch the ball.

**D** You play this sport with 5 players in your team. There are 2 teams. You play with a ball and throw it. You throw the ball in a basket.

- 1 table tennis
- 2 leapfrog
- 3 volleyball
- 4 swinging
- 5 basketball
- 6 marbles
- 7 running
- 8 football

2. Write about volleyball.

Volleyball



a net

a team  
6 players

a ball



Hit... hands and arms.





1. 🎧 Listen, say and do.

Clap, clap, clap.  
Stand up and wait.  
Clap, clap, clap and shout  
out eight: "Eight!"

2. 📖 Write about a sport or a game you like.

I often play tag.  
I sometimes play volleyball.  
I never do karate.

3. 📖 Write about a sport or a game.

You play table tennis with 2 players.  
You can also play with 4 players.

4. Say it. Spell it.



5. 📖 Add words.

Sports	Sports words
football	win score

6. Speak together.



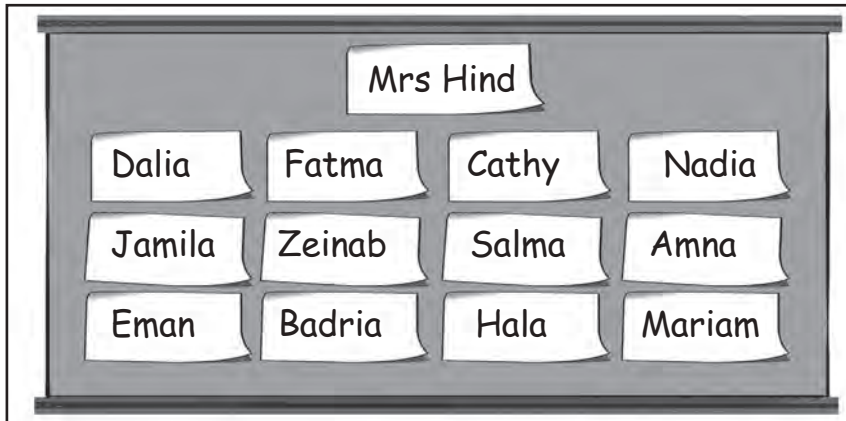




# **ACTIVITIES**



### A. Look and write answers.



1. Where is Salma's seat?
2. Where is Jamila's seat?

### B. Read, say and spell.



pen



hen



ten



pencil

### C. Copy and read.

1. a red pen
2. a yellow pencil
3. ten hens
4. ten and ten are twenty



A. Copy and complete the table.

Friday	Monday	Saturday	<del>Sunday</del>
Thursday	Tuesday	Wednesday	
School days	Free days		
<i>Sunday</i>			

B. Read, say and spell.



book



cook



look



foot

C. Copy and read.

1. a big book
2. This is my foot.
3. Look at the book.
4. Look at the book and cook.



### A. Copy and complete the words.

1. S u n d a y

2. W \_ \_ d \_ \_ e s \_ \_ a y

3. F r \_ \_ d \_ \_ y

4. \_ \_ \_ n d \_ \_ y

5. Th \_ \_ \_ s d a y

6. \_ \_ u e s \_ \_ \_ \_ \_

7. \_ \_ \_ t u r \_ \_ \_ y

### B. Write the words in the correct order.

1. with / Be / book. / careful / your

2. home. / your / Cover / book / at

3. your / in / Don't / book. / write

4. desk. / the / Put / your / book / on

### C. Read, say and spell.



hand



sand

an



stand



granddad

### D. Copy and read.

1. My hand and my foot.

2. Some yellow sand.

3. Stand and wait.

4. Granddad's fan is in his hands.



## A. Write sentences with don't.

1. We speak Arabic in our English class.

*We don't speak Arabic in our English class.*

2. We run in the classroom.

3. We eat in the classroom.

4. We put our books on the floor.

5. We help our friends in class.

6. We keep our classroom tidy.

## B. Read, say and spell.



please



plant

pl



plastic



playground

## C. Copy and read.

1. Stand up, please.

2. a small plastic bag

3. Eat your apple, please.

4. The playground is nice.



## A. Write questions and answers.

1. speak Arabic?

Can you speak Arabic?

Yes, I can.

2. drive a car?

3. read and write?

4. climb tall trees?

5. add lots of numbers?

## B. Read, say and spell.



tea



jeans

ea



seat



peanuts

## C. Copy and read.

1. a cup of tea


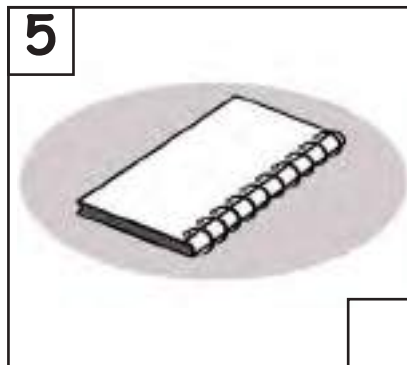


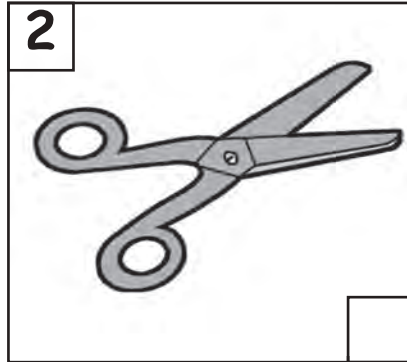

2. Sit on that seat, please.

3. My jeans are on the beach.

4. I don't eat meat or peanuts.




A. Listen, write the letters and say.



B. Read, say and spell.



card



farm

ar



garden



sharpener



## A. Write sentences. Change my to her and I to she.

1. My name is Huda.

*Her name is Huda.*

2. My house is near my school.

3. I can walk to my school.

4. I can meet my friends at school.

5. I like Maths, Arabic and reading.

## B. Read, say and spell.



sky

sk



skip



desk



skirt


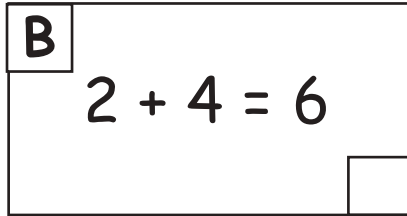
## C. Draw your school. Write what you like there.





### A. Read, number and say.

1. Arabic    2. a pupil    3. pray    4. a page    5. Maths    6. volleyball



### B. Write the words in the correct order.

- I / glue? / Can / borrow / some
- English / likes / Arabic, / She / and / sport.
- is / carry / the way / my bag. / I / This

### C. Read, say and spell.



frog

fr



fridge



fruit



Friday



A. Read and copy.

1. Excuse me, where's the hospital?

Excuse me, where's the hospital?

2. Excuse me, where's the zoo?

3. Excuse me, where's the mosque?

B. Listen, write the letters and say.





## A. Read and copy.

1. Can we buy sweets there?

Can we buy sweets there?

2. Can we see doctors there?

3. Can we walk and play there?

## B. Write sentences with We can.



We can study at school.



## A. Read and copy.

1. There are trees in the park.

*There are trees in the park.*

2. There are birds in the park.

3. There are children in the park.

## B. Write sentences with can or can't about the pictures.

What can you do in a park?



(A) swim



(B) read



(C) run



(D) cook



(E) drive



(F) walk



A. Read and copy.

1. Keep the room tidy.

*Keep the room tidy.*

2. Keep your school tidy.

3. Keep the streets clean.

B. Copy, match and draw lines.

- 1. Go
- 2. Pick
- 3. Drop
- 4. Play
- 5. Catch

- in the park.
- the flowers.
- to the park.
- rubbish here.
- a bus.

C. Write sentences with Don't.

*Don't go to the park.*





## A. Read and copy.

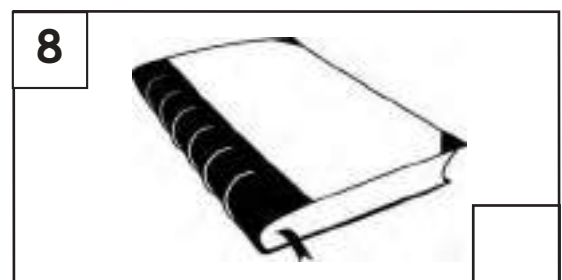
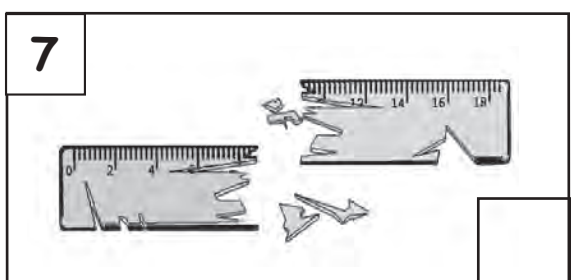
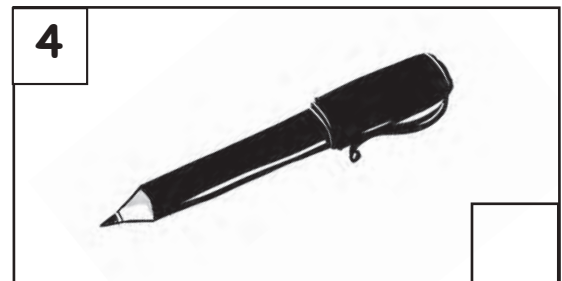



1. There's lots of rubbish on the floor.

*There's lots of rubbish on the floor.*

2. There's lots of rubbish on the desks.

3. There are lots of pictures on the board.

## B. Look and ✓ the rubbish.





A. Read and copy.

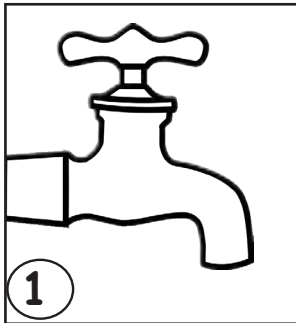
1. Don't hurt animals.

*Don't hurt animals.*

2. Don't pick flowers.

3. Don't throw paper on the floor.


B. Write the words in your notebook.



\_\_\_\_\_ up

C. Copy, draw and write.

What can you make from this?



*I can make*




## A. Read and copy.

1. This tree is happy. The air is clean.

*This tree is happy. The air is clean.*


2. This tree is sad. The air is dirty.

## B. Write sentences about the pictures with lots of and no.



*There are lots of*

*There are no*







A. Read and copy.




1. Please don't pick the flowers.

Please don't pick the flowers.

2. Please don't drop rubbish.

3. Please don't hurt animals.

B. Write about the pictures with Ali can see...



1. Ali can see \_\_\_\_\_ little \_\_\_\_\_ .

2. \_\_\_\_\_ brown \_\_\_\_\_ .

3. \_\_\_\_\_ small \_\_\_\_\_ .





A. Read and copy.

1. There are shorts on the clothes line.

*There are shorts on the clothes line.*

2. There are shirts on the clothes line.


B. Listen, draw and colour.



Ahmed



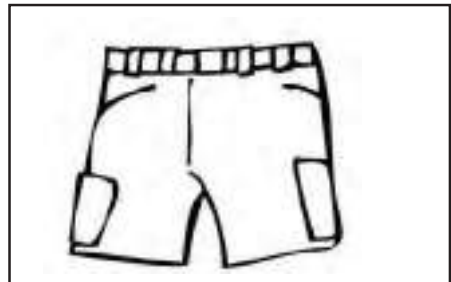
Fatma



Eddie



Hassan





## A. Read and copy.

1. Whose cap is this? It's Eddie's cap.

*Whose cap is this? It's Eddie's cap.*

2. Whose jacket is this? It's Hassan's jacket.

3. Whose drink is this? It's Hassan's drink.

## B. Read, copy and answer.



Dalia

1. Whose bag is this?

*It's Fatma's bag.*

2. Whose flower is this?

3. Whose book is this?



Fatma

4. Whose pen is this?

5. Whose apple is this?

6. Whose toy is this?



Cathy



## A. Read and copy.

1. She has got a new dress.

*She has got a new dress.*

2. He has got a new shirt.

3. She has got new shoes.

## B. Read, answers and draw.

1. What are your favourite Eid clothes?

2. What is your favourite Eid food?

## C. Read and say.








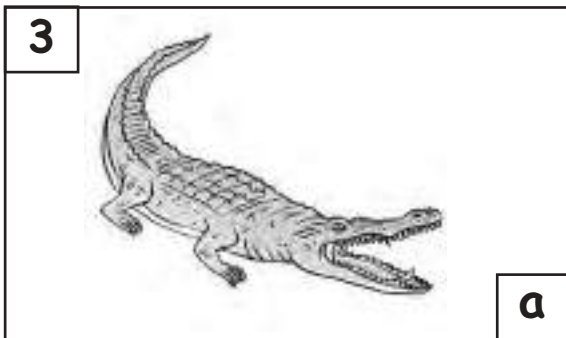


## A. Read and copy.

1. There are lots of animals at the zoo.

*There are lots of animals at the zoo.*

2. There are two elephants in the zoo. 3. There is a giraffe and a lion.

## B. Listen and write the letters in your notebook. Say the names.





## A. Read and copy.

1. Go past the shop. Don't stop.


*Go past the shop. Don't stop.*

2. Wash your hands under the tap.

3. Put flour, oil and milk in a bowl.

4. Add salt and sugar and mix.

## B. Look and write.



d \_ \_ \_ \_ s \_ \_ \_ \_ \_ \_ \_ \_ \_ \_ t r o \_ \_ \_ \_ r

## C. Write the words in the correct order.

1. of / window. / kitchen / Look / the / out

2. the / past / market. / new / walk / Don't



## A. Read and copy.


1. Add eggs to the flour and oil.

Add eggs to the flour and oil.


2. There are shirts on the clothes line.

## B. Read and ✓ or X.


1. Put the flour in a bowl.



2. Mix the flour, salt and oil.



3. Cook the cake for an hour.



4. Wash the cake tin.





### A. Read and copy.


1. It's Eid El Fitr morning.

*It's Eid El Fitr morning.*

2. I wake up at six o'clock.

### B. Copy, read, match and number.

- |                                       |            |                          |                 |                          |                  |
|---------------------------------------|------------|--------------------------|-----------------|--------------------------|------------------|
| <input checked="" type="checkbox"/> 6 | Badria     | <input type="checkbox"/> | her grandmother | <input type="checkbox"/> | her grandfather  |
| <input type="checkbox"/>              | her sister | <input type="checkbox"/> | her father      | <input type="checkbox"/> | her baby brother |
| <input type="checkbox"/>              | her mother | <input type="checkbox"/> | her brother     |                          |                  |



### C. Read and write the answer.

How many brothers and sisters have you got?





## A. Read and copy.




1. It's good to see friends and family.

*It's good to see friends and family.*

2. It's good to visit your family.

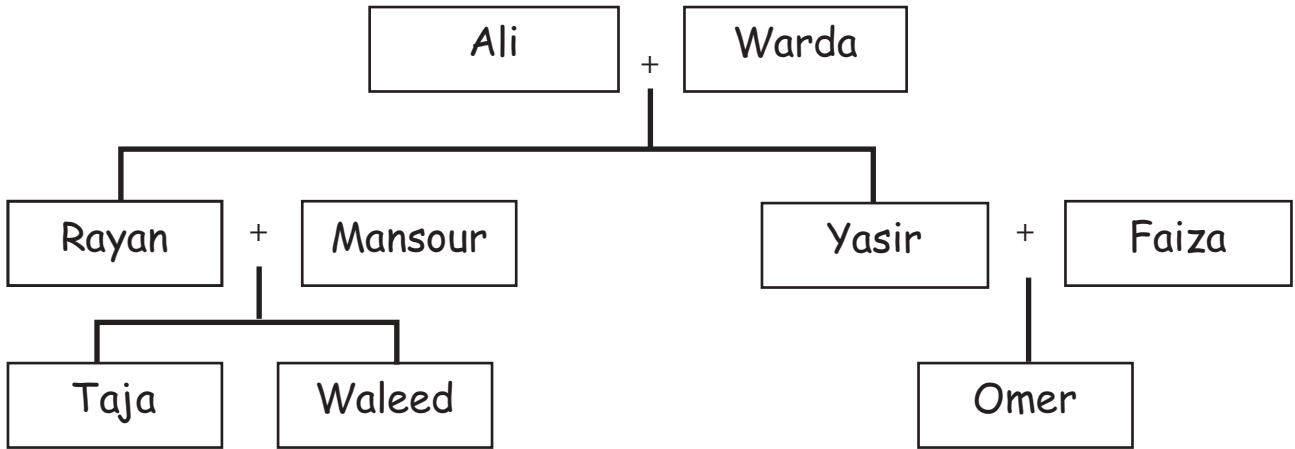
3. It's bad to eat lots of sweets.

## B. Write sentences with I'd like..., please or I don't want..., thank you.





A. Look and complete the sentences. Use the names in the boxes.



- Faiza
- Mansour
- Omer's
- Warda
- Yasir's

1. Warda is Waleed's grandma.
2. Ali is \_\_\_\_\_ father.
3. \_\_\_\_\_ is Omer's uncle.
4. Taja is \_\_\_\_\_ cousin.
5. \_\_\_\_\_ is Omer's mother.

B. Read, say and spell.



bread

br



breakfast



brother



brown

C. Copy and read.

1. a brown box
2. my brother
3. your brown book
4. brown bread for breakfast



## A. Write the words in the correct order.

1. playing / a ball. / is / with / Eddie
2. is / a nice / Cathy / story. / reading
3. an / eating / Badr / is / ice cream.
4. to her / Fatma / talking / is / friend.
5. Ahmed / watching / at home. / football / is
6. to her / is / grandma. / Marwa / listening

## B. Read, say and spell.



catch



chair

ch



watch








kitchen

## C. Copy and read.

1. a big chair
2. They are watching football.
3. Catch the ball!
4. He's eating in the kitchen.



A. Listen, write the letters and say.



B. Read, say and spell.



cover



12

twelve






drive



vegetables



A. Write sentences about the pictures. Use that or those.



B. Read, say and spell.



street



stickers

st



study



story



## A. Write sentences. Change Taja is / She is to I am.

1. Taja is helping people in her village.

*I am helping people in my village.*

2. She is teaching lots of children.

3. Taja is reading her favourite story.

4. She is helping people in her community.

5. Taja is cooking food for her friends.

## B. Read, say and spell.



family



country



carry



strawberry

## C. Copy and read.

1. the people in our family

2. Sudan is a country.

3. Please carry the box.


4. This strawberry is very nice.



A. Write sentences about the pictures.




1. *Eddie would like to go to the beach.*




Ahmed



Fatma



Dalia



Badr

B. Read, say and spell.



tidy



lion



library



quiet



### A. Copy and match the sentences to the jobs.

baker      chef      dentist      doctor      nurse      ~~teacher~~

- 1. I teach children in a school.
- 2. I work in a bakery.
- 3. I cook food in a kitchen.
- 4. People see me when they are not fine.
- 5. I help people with their teeth.
- 6. I work in a hospital and help the doctor.

### B. Draw your community and write two sentences in your notebook.

- 1. *In my community there is*
- 2. *We have got*


### C. Read, say and spell.



no



zero



mango



hello





### A. Read, number and say.

1. ask

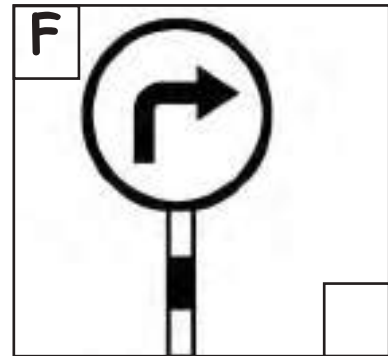



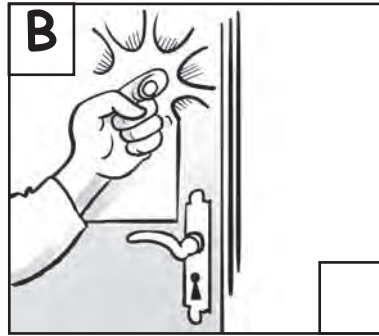
2. hit

3. knock

4. listen

5. turn

6. watch



### B. Write the words in the correct order.

1. brother. / is / Halima's / Adam

2. to her / Dalia / talking / is / friend.

3. would / I / to go / like / the park. / to

4. left. / Go / and turn / straight / on

### C. Read, say and spell.



drop

dr



drive



A. Copy and complete the sentences.

years father How is She He old

① How old is Waleed's grandma?

② \_\_\_\_\_ is 70 ③ \_\_\_\_\_ old.


How old is Ali's ④ \_\_\_\_\_ ?

⑤ \_\_\_\_\_ ⑥ \_\_\_\_\_ 40 years ⑦ \_\_\_\_\_.

B. Read, say and spell.



well



wall



walk



woman

C. Copy and read.

1. Walk this way.

2. Wait at the wall.

3. a well with water in it

4. Watch from the window.



A. Copy and complete the sentences. Use the words in the box.

a an the



1. That's a nice picture of \_\_\_ bird.

2. Now make \_\_\_ hole in \_\_\_ soil.

3. Can I have \_\_\_ apple and \_\_\_ orange?

4. Put \_\_\_ tomatoes on \_\_\_ table in the kitchen.

5. Go straight on. There is \_\_\_ shop and \_\_\_ park.

6. Put \_\_\_ seed in \_\_\_ hole.

B. Read, say and spell.



grow



grass

gr



grapes



hungry



A. Copy, match and draw lines.

black ← cold autumn tall

winter summer short hot

cool warm → white spring

B. Read, say and spell.



arm



star

ar



park



market

C. Copy and read.

1. It's sharp and hard.

2. in the farm and the garden

3. Go to the park and the market.

4. It's dark. Look at the stars.




A. Write the words in the correct order.

1. tall / you? / are / How
2. old / brother? / is / How / Mazen's
3. weigh? / Ali / How / does / much
4. years / is / Samy / old. / 11
5. kilograms. / weighs / Hamza / 40 / about
6. is / Taja / tall. / 1 metre / 50

B. Read, say and spell.




ball



tall



small



wall

C. Copy and read.

1. a small ball
2. a tall wall
3. Don't fall on the football.
4. We all play volleyball.



A. Copy the sentences. Use the words in the box.

her his my our




Abdullah and his family.



That's \_\_\_\_\_ car.



This is Hala with \_\_\_\_\_ sister.



These are \_\_\_\_\_ bags.

B. Read, say and spell.



house



trousers

ou



ground



mountain



A. Copy and complete the table.

Grow healthy	I do	I don't
1. Do lots of exercise.		
2. Clean my teeth.		
3. Drink lots of water.		
4. Wash and keep clean.		
5. Eat lots of fruit and vegetables.		
6. Sleep 8 or 10 hours at night.		

B. Write 5 sentences about what you always do.

1. *I always do lots of exercise.*

C. Read, say and spell.



kick

ck



chick



black



sticker

D. Copy and read.

1. a black chick

2. a knock and a kick

3. Pick up the sticker.

4. Look at the neck of the chick.



A. Copy, write questions and circle the answers. Use the words in the boxes.

~~1. smile~~

2. run

3. drive

4. crawl

5. cook

1. *Can you smile?*

Yes, I can.

No, I can't.

B. Write sentences about what you could do in your notebook.

1. *When I was six months old, I could smile.*

C. Read, say and spell.

5

five



smile

i\_e



drive



crocodile

D. Copy and read.

1. The Nile is wide.

2. This ice cream is nice.

3. What's the time? It's five.

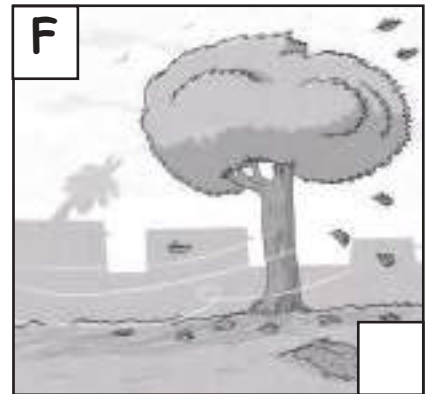
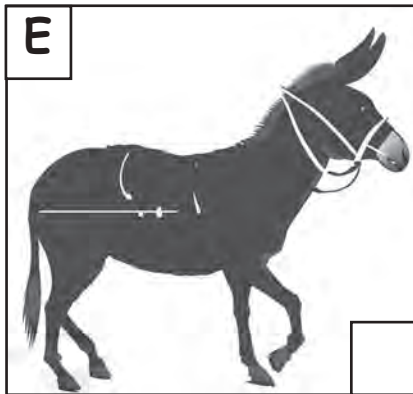
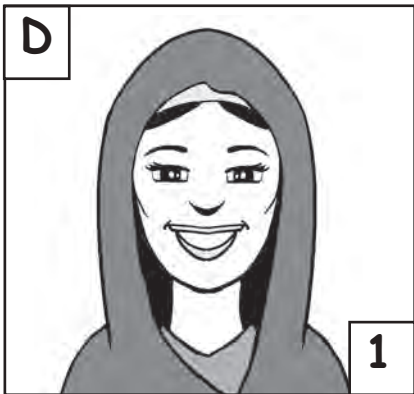
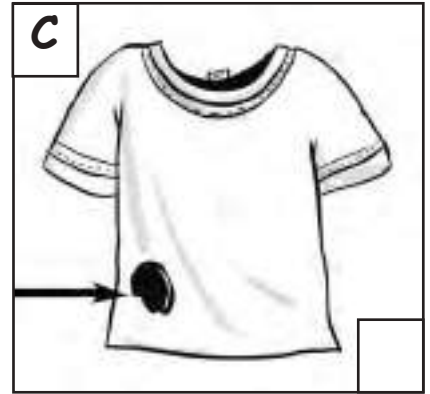
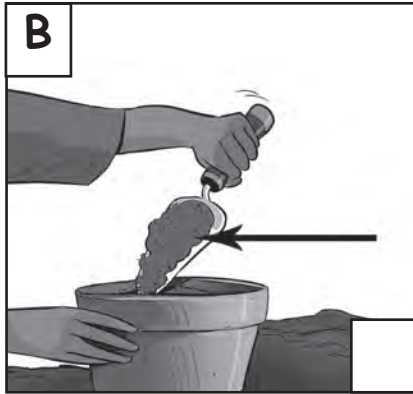
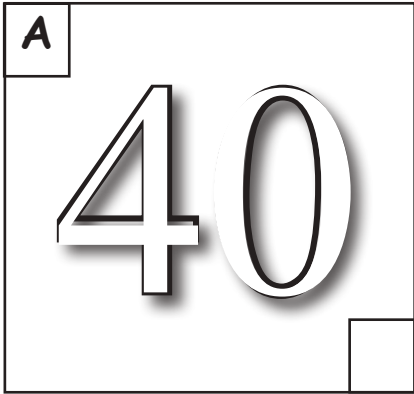
4. Ali can drive a car.





A. Read, number and say.

- ~~1. a woman~~    2. a hole    3. forty    4. a donkey    5. autumn    6. soil



B. Write the words in the correct order.

1. much / Fawzi / does / weigh? / How
2. an / Can I / please? / apple, / have
3. ten / I sleep / night. / hours / at
4. walk / small. / when / I could / I was

C. Read, say and spell.





bus



lunch



A. Listen, write the letters and say.



B. Complete the sentences in your notebook.

1. I like playing football.

2. I like

3. I don't like

4. My friend likes

5. My friend doesn't like

C. Read, say and spell.



mango

ng



English



angry



hungry



A. Copy the questions and complete the answers to the questions. Use the words in the box.

behind

in

~~in front of~~

on

under



1. Where is the ball?

*It's in front of*

the chair.

2. Where is the cat?

\_\_\_\_\_

the table.

3. Where are the toys?

\_\_\_\_\_

the box.

4. Where is the mouse?

\_\_\_\_\_

the chair.

5. Where are the cups?

\_\_\_\_\_

the table.

B. Read, say and spell.



clap


cl



close



A. Copy the answers and write the questions.



1. Two boys are playing marbles.

*How many boys are playing marbles?*

2. Three boys are playing on the slide.

3. Two boys are running.

4. Three boys are playing leapfrog.

B. Read, say and spell.



hop



frog











stop



hospital



A. Write sentences. Use sometimes, often or never.

	sometimes	often	never
 Dalia	 play volleyball	 play table tennis	 swim
 Cathy	 play leapfrog	 throw a frisbee	 play football

*Dalia sometimes plays volleyball.*

*Cathy*

B. Read, say and spell.



bee



seeds

ee






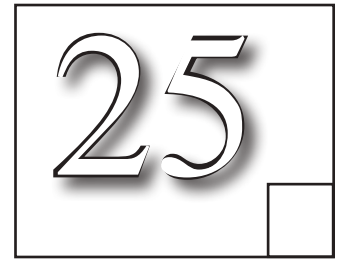
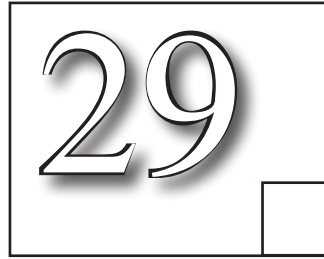
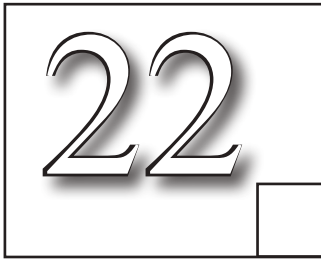
feet



street



A. Listen, number and say.



B. Change the sentences. Use Don't.

1. Drop the ball. *Don't drop the ball.*

2. Play basketball.

3. Miss your turn.

4. Win the game.

5. Swim in the river.

C. Read, say and spell.



grass



miss



dress



class



### A. Copy and complete the sentences. Use the words in the box.

Do    drink    eat    lots    never    No    ~~you~~    Yes

- |                            |                               |
|----------------------------|-------------------------------|
| 1. Do <u>you</u> eat meat? | _____ , I sometimes eat meat. |
| 2. Do you _____ fish?      | Yes, I eat _____ of fish.     |
| 3. Do you eat chocolate?   | No, I _____ eat chocolate.    |
| 4. _____ you eat fruit?    | Yes, I eat lots of fruit.     |
| 5. Do you drink cola?      | _____, I never drink cola.    |
| 6. Do you _____ milk?      | Yes, I often drink milk.      |

### B. Read, say and spell.



head



bread

ea



weather



healthy

### C. Copy and read.

- |                            |                              |
|----------------------------|------------------------------|
| 1. Eddie is healthy.       | 2. The bread is on the desk. |
| 3. The hat is on his head. | 4. The weather is hot.       |



A. Look and write the correct word from the box.



1

clap



2

score




3

shout




4

swim



5

win



6

miss

B. Read, say and spell.



chair



chocolate

ch



children



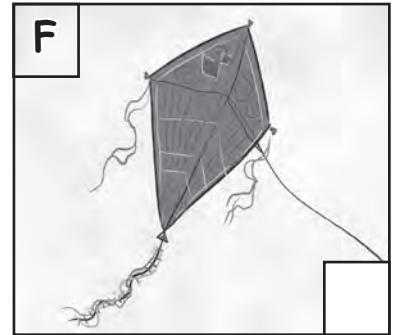


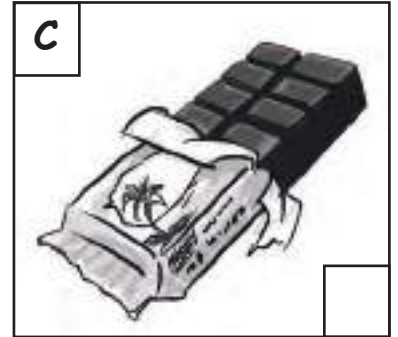
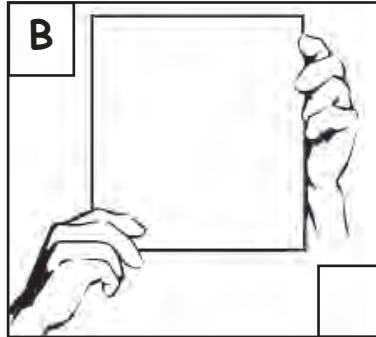

hopscotch





A. Read, number and say.

- 1. chocolate
- 2. a net
- 3. healthy
- 4. kind
- 5. a kite
- 6. a square



B. Read, say and spell.



drop



drink

dr



children

100

hundred

# Book Map

Unit 1	Grammar	New language
Lesson 1	prepositions: <i>behind, in front of, next to</i> ; apostrophe <i>s</i> and possessive adjectives: <i>Hassan's seat, his/her, my, your</i>	<i>pupil, seat</i>
Lesson 2	questions in the present simple; conjunctions: <i>and, or</i>	<i>day, free, pray, these, Sunday, Monday, Tuesday, Wednesday, Thursday, Friday, Saturday</i>
Lesson 3	imperatives of common verbs including <i>be</i> : affirmative and negative forms	<i>careful, cover, look after, page</i>
Lesson 4	the present simple (negative); prepositions: <i>in, on, about</i>	<i>Arabic, forget, speak, playground</i>
Lesson 5	<i>can</i> for ability; question words	<i>how much, learn, rubber, pound, thing, why</i>
Lesson 6	<i>would like</i> + noun/verb; <i>can</i> for ability or requests	<i>glue-stick, notebook, sharpener, scissors</i>
Lesson 7	possessive adjective and apostrophe <i>s</i> : ( <i>the girl's name</i> )	<i>carry, maths, meet, sport, volleyball</i>
Lesson 8		<i>borrow</i>

Unit 2	Grammar	New language
Lesson 1	question word <i>Where...?</i> ; preposition <i>near</i>	<i>café, excuse me</i>
Lesson 2	<i>can</i> (for ability); adverb <i>there</i>	<i>bus station, buy, catch (a bus), do, doctor, study (v)</i>
Lesson 3	<i>can</i> (for ability); <i>there are</i>	<i>cook (v), dark, drive, when</i>
Lesson 4	<i>there is/ there are</i> ; imperatives of common verbs and <i>don't</i>	<i>drop, keep, pick, pick up, rubbish, tidy (adj)</i>
Lesson 5	prepositions: <i>in, on, behind, next to, under</i> ; imperatives of common verbs	<i>can (n), complete, leave, paper, plastic, tin</i>
Lesson 6	imperatives of common verbs; <i>can</i> (for ability)	<i>help, hurt, tap, turn off</i>
Lesson 7	determiners <i>lots of/no</i>	<i>bee, dirty, happy, leaf (leaves)</i>
Lesson 8	<i>can</i> (for ability); imperatives of common verbs; common adjectives	

Unit 3	Grammar	New language
Lesson 1	question <i>What colour...?</i> ; common adjectives of colour	<i>blouse, clothes, dress, line, skirt, trousers</i>
Lesson 2	possessive 's ( <i>Fatma's bag</i> ); demonstrative pronoun <i>this</i>	<i>whose</i>
Lesson 3	<i>have got</i> affirmative, negative, questions; possessive adjectives <i>my, your</i>	<i>everyone, greet, welcome</i>
Lesson 4	question <i>how many</i> ; <i>there is/there are</i> affirmative	<i>giraffe</i>
Lesson 5	prepositions <i>out of, over, past, through</i> ; imperatives of common verbs	<i>out of, over, past, through</i>
Lesson 6	<i>there is/there are</i> ; imperatives of common verbs	<i>bowl, cake, flour, hour, oil, salt</i>
Lesson 7	present simple affirmative with common verbs	<i>cup, early</i>
Lesson 8	present simple negative + <i>want</i> ; <i>would like/'d like</i> + noun	<i>bad, present, want</i>

Unit 4	Grammar	New language
Lesson 1	possessive adjectives: <i>my, his, her</i> ; apostrophe s: <i>Ahmed's father</i> ; question words: <i>how, what, who</i>	<i>aunt, call, cousin, dad, granddad, grandma, so, uncle, UK</i>
Lesson 2	3 <sup>rd</sup> person singular, present continuous tense; question words: <i>what, who, where, why</i>	<i>football, listen, story, team, visit, watch, win</i>
Lesson 3	present continuous of common verbs; possessive adjectives: <i>your, her</i>	<i>again, ask, hit, knock, someone, story</i>
Lesson 4	demonstrative adverbs: <i>this, that, these, those</i>	<i>those</i>
Lesson 5	1 <sup>st</sup> and 3 <sup>rd</sup> person present continuous tense; determiners: <i>all, lots of, many, some</i>	<i>all, community, country, teach, village, work</i>
Lesson 6	<i>would like</i> + noun/verb; prepositions: <i>(on the) left/right; straight on; next to</i>	<i>bakery, clinic, direction, left, lunch, right, straight on, turn</i>
Lesson 7	1 <sup>st</sup> and 3 <sup>rd</sup> person singular of present simple tense	<i>baker, chef, dentist, job, nurse, their, town</i>
Lesson 8		

Unit 5	Grammar	New language
Lesson 1	numbers 1-100; imperatives of common verbs	<i>thirty, forty, fifty, sixty, seventy, eighty, ninety, hundred, naughty, plant (n), woman/women</i>
Lesson 2	articles: <i>a, an, the</i> ; imperatives of common verbs	<i>get, hole, pot, show, soil</i>
Lesson 3	present continuous singular and plural; adjectives of size, colour and temperature	<i>cool, fall (v), shine (v), snow (n), warm, weather</i>
Lesson 4	numbers 1-100; questions with <i>How: How much, How old, How tall</i>	<i>kilogram, person, weigh</i>
Lesson 5	3 <sup>rd</sup> person present continuous tense, singular and plural; possessive adjectives: <i>my, his, her, your, our</i>	<i>donkey, give, ground, out, pull, wife</i>
Lesson 6	adverbs of frequency: <i>always</i> ; prepositional phrases of time: <i>in the morning/at night</i>	<i>always, healthy, night, wash</i>
Lesson 7	past simple of <i>be</i> : ( <i>was/were</i> ) and ( <i>can/could</i> )	<i>could, crawl, month, smile, was</i>
Lesson 8		<i>season</i>

Unit 6	Grammar	New language
Lesson 1	<i>like/enjoy</i> + noun/verb + <i>ing</i> ; present simple affirmative, negative and questions	<i>basketball, Frisbee, karate, kite, table tennis, yourself</i>
Lesson 2	prepositions: <i>around, behind, down, in, in front of, on, out of, over, through</i> ; imperative verb forms	<i>around, clap, kind (adj), shout (v)</i>
Lesson 3	the question word: <i>How many?</i> ; present continuous (singular and plural)	<i>hide and seek, hopscotch, leapfrog, marbles, mime, tag, a swing, slide, skip (with a rope)</i>
Lesson 4	adverbs of frequency: <i>sometimes, often, never</i>	<i>often, sometimes, never</i>

<b>Lesson 5</b>	numbers to 30; imperatives and negative imperatives with <i>don't</i>	<i>back, forward, miss (v), square (n), turn (n)</i>
<b>Lesson 6</b>	past simple of <i>be</i> and <i>can</i> ; adverbs of frequency: <i>often, sometimes, never</i> ; questions with <i>Do you...?</i> and present simple	<i>last (year), chocolate, cola, exercise (v), every (v), fit, healthy</i>
<b>Lesson 7</b>	impersonal <i>you</i> : <i>You play this...</i> ; present simple	<i>basket, net, player, score</i>
<b>Lesson 8</b>		